

IEMS5730 & IERG4330

Big Data Stores (aka NoSQL Databases)

Prof. Wing C. Lau

Department of Information Engineering

wclau@ie.cuhk.edu.hk

Acknowledgements

- The slides used in this chapter are adapted from the following sources:
 - CS5412 Cloud Computing, by Ken Birman, Cornell
 - CS498 Cloud Computing, by Roy Campbell and Reza Farivar, UIUC.
 - CS525 Advanced Distributed Systems, by Indranil Gupta, UIUC
 - Slides by Daniel J. Abadi, Yale University
 - Perry Hoekstra, Jiaheng Lu, Avinash Lakshman, Prashant Malik, and Jimmy Lin, “NoSQL and Big Data Processing, BigTable, Hbase, Cassandra, Hive and Pig”
- All copyrights belong to the original authors of the materials.

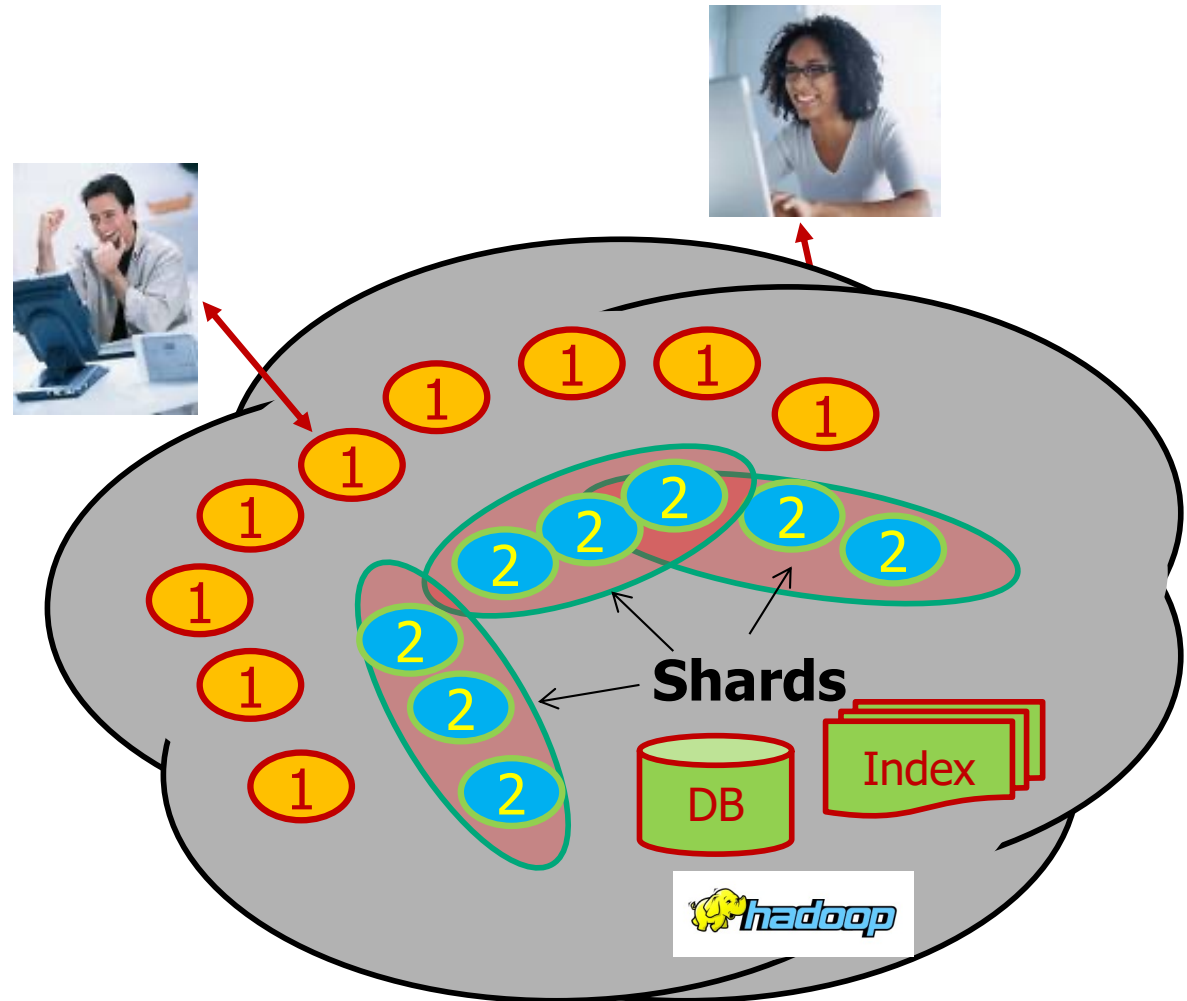
The NoSQL Movement

History of the World, Part 1

- Relational Databases – main stay of business
- Web-based applications caused spikes
 - Especially true for public-facing e-Commerce sites
- Developers begin to front RDBMS with memcache or integrate other caching mechanisms within the application (ie. Ehcache)

Big picture overview

- Client requests are handled in the “first tier” by
 - PHP or ASP pages
 - Associated logic
- These lightweight services are fast and very nimble
- Much use of caching:
the second tier



Scaling Up

- Issues with scaling up when the dataset is just too big
- RDBMS were not designed to be distributed
- Began to look at multi-node database solutions
- Known as ‘scaling out’ or ‘horizontal scaling’
- Different approaches include:
 - Master-slave
 - Sharding

Scaling RDBMS – Master/Slave

- Master-Slave
 - All writes are written to the master. All reads performed against the replicated slave databases
 - Critical reads may be incorrect as writes may not have been propagated down
 - Large data sets can pose problems as master needs to duplicate data to slaves

Scaling RDBMS via various Sharding approaches

- Vertical Partitioning:
 - Have tables related to a specific feature sit on their own server
 - May have to rebalance or reshard if tables outgrow server
- Range-based Partitioning:
 - When a single table cannot sit on a server, split the rows (aka horizontal partitioning) of the table onto multiple servers based on some value range of a column/key
- Key/Hash-based Partitioning
 - Input a Key value to a Hash and use the resultant hash output as entry into multiple servers
- Directory-based Partitioning
 - Have a lookup service that has the knowledge of the partitioning scheme
 - This allows for the adding of servers or changing of partition scheme without changing the application

Scaling RDBMS – Sharding (cont' d)

- Partition or Sharding
 - Scales well for both reads and writes
 - Not transparent, application needs to be partition-aware
 - Can no longer have relationships/joins across partitions
 - Loss of referential integrity across shards

Other ways to scale RDBMS

- Multi-Master replication
- INSERT only, not UPDATES/DELETES
- No JOINS, thereby reducing query time
 - This involves de-normalizing data
- In-memory databases

What is NoSQL?

- Stands for **Not Only SQL**
- Class of non-relational data storage systems
- Usually do not require a fixed table schema nor do they use the concept of joins
- All NoSQL offerings relax one or more of the ACID properties

Note:

ACID = Atomicity, Consistency, Isolation, Durability

BASE = Basic Availability, Soft-state, Eventual consistency

How did NoSQL become popular ?

- Explosion of social media sites (Facebook, Twitter) with large data needs
- Rise of cloud-based solutions such as Amazon S3 (simple storage solution)
- Just as moving to dynamically-typed languages (Ruby/Groovy), a shift to dynamically-typed data with frequent schema changes
- Open-source community

Seeds of the NoSQL movement

- Three major papers were the seeds of the NoSQL movement:
 - BigTable (Google)
 - Dynamo (Amazon)
 - Gossip protocol (discovery and error detection)
 - Distributed key-value data store
 - Eventual consistency
 - CAP Theorem: which states that Strict Consistency can't be achieved at the same time as availability and partition-tolerance.

Why NoSQL and Why Not ?

- For data storage, an RDBMS cannot be the be-all/end-all
- Just as there are different programming languages, need to have other data storage tools in the toolbox
- A NoSQL solution is more acceptable to a client now than even a year ago **BUT you should hear the arguments from the other side, e.g. Prof. M. Stonebraker:**
 - M. Stonebraker, “The NoSQL discussion has nothing to do with SQL,” [Blog@ACM,http://cacm.acm.org/blogs/blog-cacm/50678-the-nosql-discussion-has-nothing-to-do-with-sql/fulltext](http://cacm.acm.org/blogs/blog-cacm/50678-the-nosql-discussion-has-nothing-to-do-with-sql/fulltext)
 - M. Stonebraker, “New SQL: An alternative to NoSQL and Old SQL for new OLTP Apps,” Blog@CACM, Jun 2011, <http://cacm.acm.org/blogs/blog-cacm/109710-new-sql-an-alternative-to-nosql-and-old-sql-for-new-oltp-apps/fulltext>
 - M. Stonebraker, “OldSQL vs. NoSQL vs. NewSQL on New OLTP,” Usenix LISA 2011, <https://www.usenix.org/legacy/events/lisa11/tech/>
- There are recent research success in building Scalable, Fully-ACID compliant transactional distributed database systems, e.g. the Calvin system from Yale and the “Coordination Avoidance” work by P. Bailis et al of Berkeley/Stanford in VLDB2015.

Consistency Model

- A consistency model determines rules for visibility and apparent order of updates.
- For example:
 - Row X is replicated on nodes M and N
 - Client A writes row X to node N
 - Some period of time t elapses.
 - Client B reads row X from node M
 - Does client B see the write from client A?
 - Consistency is a continuum with tradeoffs
 - For NoSQL, the answer would be: maybe
 - e.g., Amazon statement of “*Usually* ships within 2 days” as it cannot prevent the **last copy of an item to be sold multiple times !**

What kinds of NoSQL ?

- NoSQL solutions fall into two major areas:
 - Key/Value Store or ‘the big hash table’ .
 - Amazon S3 (Dynamo)
 - Voldemort
 - Scalaris
 - Memcached (in-memory key/value store)
 - Redis
 - Schema-less which comes in multiple flavors, column-based, document-based or graph-based.
 - Cassandra
 - CouchDB (document-based)
 - MongoDB(document-based)
 - Neo4J (graph-based)
 - HBase
- **Different NoSQL DBs do support different Consistency Models, e.g.**
 - BigTable/HBase: Strong-Consistency ;
 - Dynamo: Eventual Consistency
 - Cassandra: User-Tunable (e.g. setting the N,R,W parameters)
 - Basic version of Memcached: None

Key-Value Store

Pros:

- very fast
- very scalable
- simple model
- able to distribute horizontally

Cons:

- many data structures (objects) can't be easily modeled as key value pairs

Schema-Less

Pros:

- Schema-less data model is richer than key/value pairs
- Support different type of consistency model: strict, eventual, or none.
- many are distributed
- still provide excellent performance and scalability

Cons:

- typically no ACID transactions or joins

Common Advantages

- Cheap, easy to implement (open source)
- Data are replicated to multiple nodes (therefore identical and fault-tolerant) and can be partitioned
 - Down nodes easily replaced
 - No single point of failure
- Easy to distribute
- Don't require a schema
- Can scale up and down
- Relax the data consistency requirement (CAP)

What am I giving up?

- joins
- group by
- order by
- ACID transactions
- SQL as a sometimes frustrating but still powerful query language
 - But that's also changing with Integration support of High-level query language/systems like Hive/HiveQL
- easy integration with other applications that support SQL

Yet Another Comparison of Cloud Datastores

Year	System/ Paper	Scale to 1000s	Primary Index	Secondary Indexes	Transactions	Joins/ Analytics	Integrity Constraints	Views	Language/ Algebra	Data model	my label
1971	RDBMS	0	✓	✓	✓	✓	✓	✓	✓	tables	sql-like
2003	memcached	✓	✓	0	0	0	0	0	0	key-val	nosql
2004	MapReduce	✓	0	0	0	✓	0	0	0	key-val	batch
2005	CouchDB	✓	✓	✓	record	MR	0	✓	0	document	nosql
2006	BigTable (Hbase)	✓	✓	✓	record	compat. w/MR	/	0	0	ext. record	nosql
2007	MongoDB	✓	✓	✓	EC, record	0	0	0	0	document	nosql
2007	Dynamo	✓	✓	0	0	0	0	0	0	key-val	nosql
2008	Pig	✓	0	0	0	✓	/	0	✓	tables	sql-like
2008	HIVE	✓	0	0	0	✓	✓	0	✓	tables	sql-like
2008	Cassandra	✓	✓	✓	EC, record	0	✓	✓	0	key-val	nosql
2009	Voldemort	✓	✓	0	EC, record	0	0	0	0	key-val	nosql
2009	Riak	✓	✓	✓	EC, record	MR	0			key-val	nosql
2010	Dremel	✓	0	0	0	/	✓	0	✓	tables	sql-like
2011	Megastore	✓	✓	✓	entity groups	0	/	0	/	tables	nosql
2011	Tenzing	✓	0	0	0	0	✓	✓	✓	tables	sql-like
2011	Spark/Shark	✓	0	0	0	✓	✓	0	✓	tables	sql-like
2012	Spanner	✓	✓	✓	✓	?	✓	✓	✓	tables	sql-like
2012	Accumulo	✓	✓	✓	record	compat. w/MR	/	0	0	ext. record	nosql
2013	Impala	✓	0	0	0	✓	✓	0	✓	tables	sql-like

BigTable from Google (and its open-source version: HBase)

Why Bigtable/HBase ?

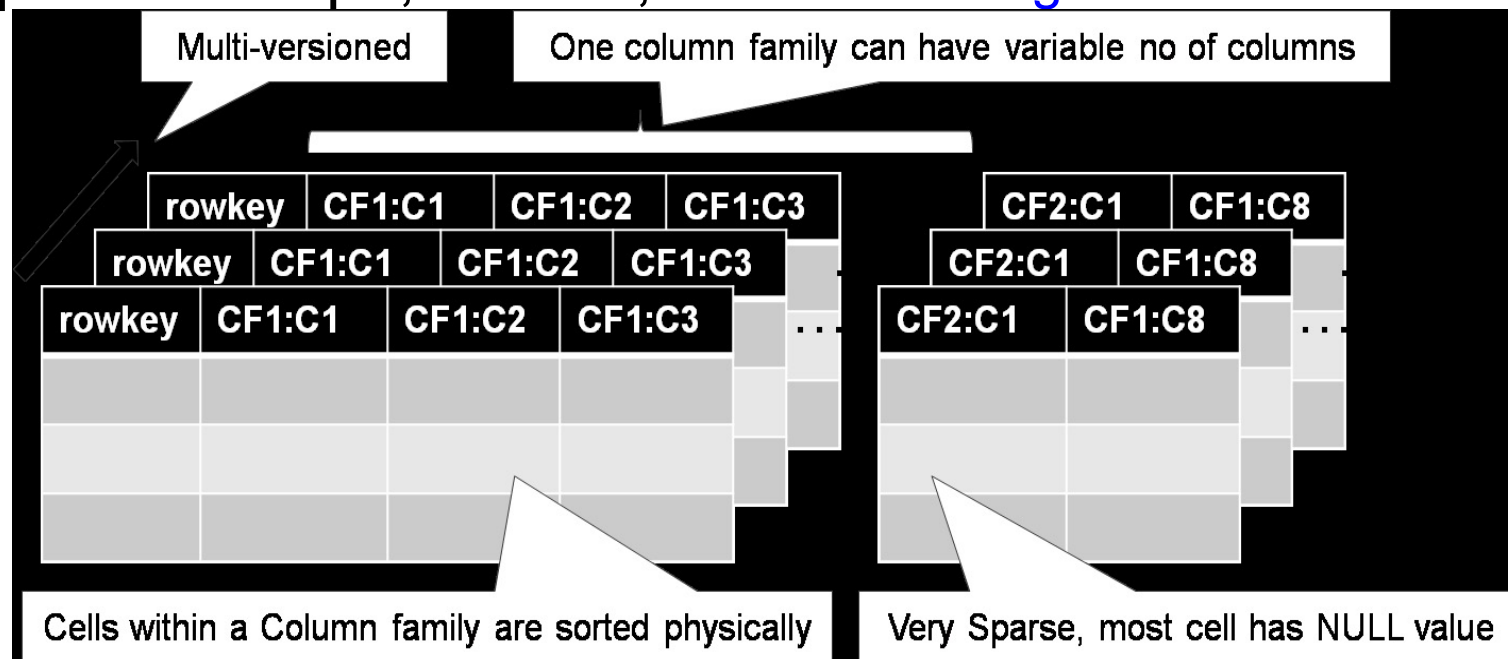
- Performance of RDBMS system is good for transaction processing but for very large scale analytic processing, the solutions are commercial, expensive, and specialized.
- Very large scale analytic processing
 - Big queries – typically range or table scans.
 - Big databases (100s of TB)

Why BigTable/HBase ?

- If You need **Random Write/Read or both** on a large amount of data (remember GFS/HDFS not good with random access)
- Distributed storage
- Table-like in data structure
 - multi-dimensional map
- High scalability
- High availability
- High performance (1000's of operations/sec on Multiple TB of Data)

Data Model

- Data is divided into various Tables
- Table is composed of Columns, Columns are grouped into Column Families (CF)
- A Table is a sparse, distributed, persistent multidimensional sorted Map
- Map indexed by a **Row key**, Column key, and a Timestamp
 - (row:string, column:string, time:int64) → uninterpreted byte array
- Supports lookups, inserts, deletes - **Single row transactions only**



Rows and Columns

- Rows maintained in sorted lexicographic order
 - Applications can exploit this property for efficient row scans
 - Row ranges dynamically partitioned into tablets
- Columns grouped into column families
 - Column key = *family:qualifier*
 - Column families **provide locality hints**
 - Unbounded number of columns

Bigtable Building Blocks

- GFS
 - Provide raw, fault-tolerant storage for log and data files
- Chubby
 - A distributed lock manager
 - Based on the Paxos (distributed consensus algorithm) to keep replicas to be consistent even in the presence of failures
- SSTable
 - A customized file format for storing Big Table data

Chubby

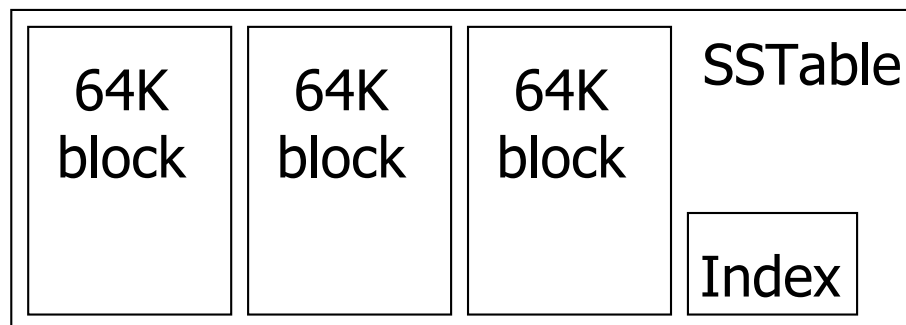
- Provide distributed lock service
- Five active replicas, among them, one is elected as the master and serve the service requests
- Run Paxos algorithm to provide consistency even under replica failures
- Each directory or file is used as a lock to support atomic Reads and Writes from/to a file
- Each Chubby client maintains a session with the Chubby service
 - When the session of the client expires, it loses any locks and open handles

Use of Chubby:

- Store Bootstrap location
- Discover Tablet servers
- Store BigTable Schema information
- Store access control list

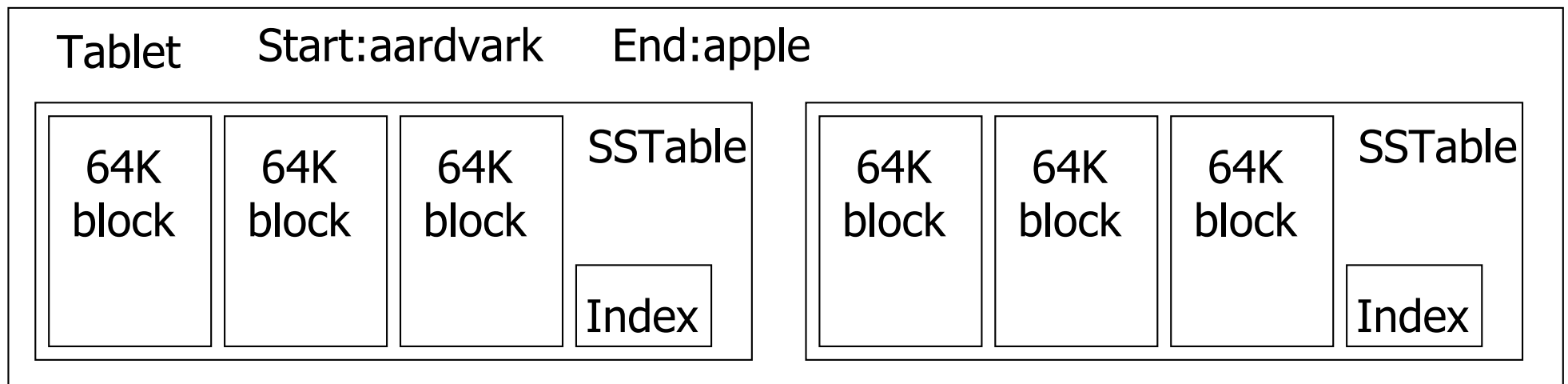
SSTable

- Basic building block to hold data in Bigtable
- Persistent, **ordered immutable map from keys to values**
 - Stored in GFS
- Sequence of blocks on disk plus an index for block lookup
 - Can be completely mapped into memory
- Supported operations:
 - Look up value associated with key
 - Iterate key/value pairs within a key range



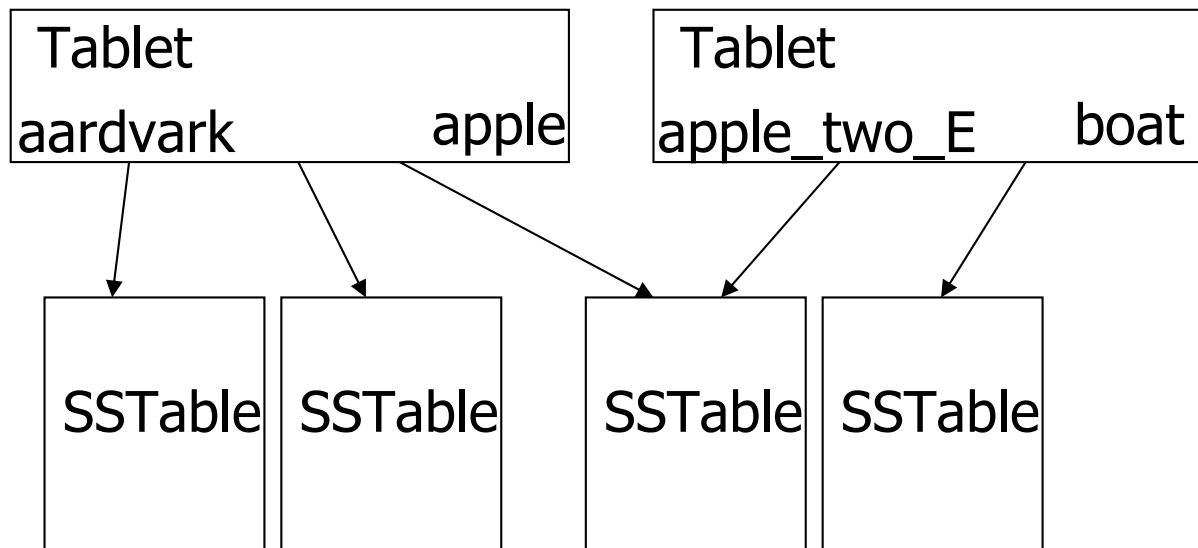
Tablet

- Dynamically partitioned range of rows
- Built from multiple SSTables
- Data distribution and Load Balancing are performed at the granularity of Tablet



Table

- Multiple tablets make up the table
- SSTables can be shared

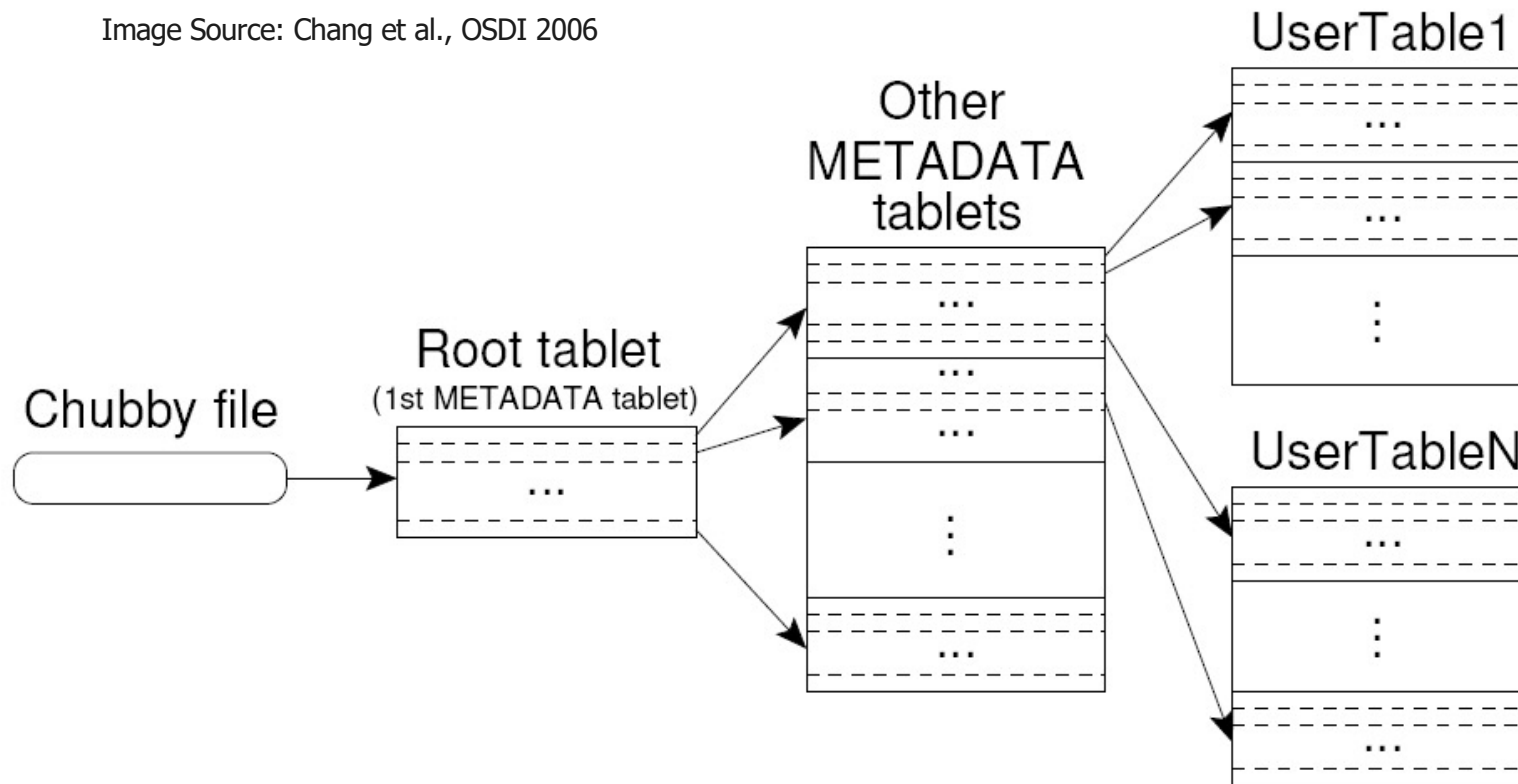


System Architecture of Big Table

- Client library
- Single Master server
 - Assigns tablets to tablet servers
 - Detects addition and expiration of tablet servers
 - Balances tablet server load
 - Handles garbage collection
 - Handles schema changes
- Tablet servers
 - Each tablet server manages a set of tablets
 - Typically between ten to a thousand tablets
 - Each 100-200 MB by default
 - Handles read and write requests to the tablets
 - Splits tablets that have grown too large

Tablet Location

Image Source: Chang et al., OSDI 2006

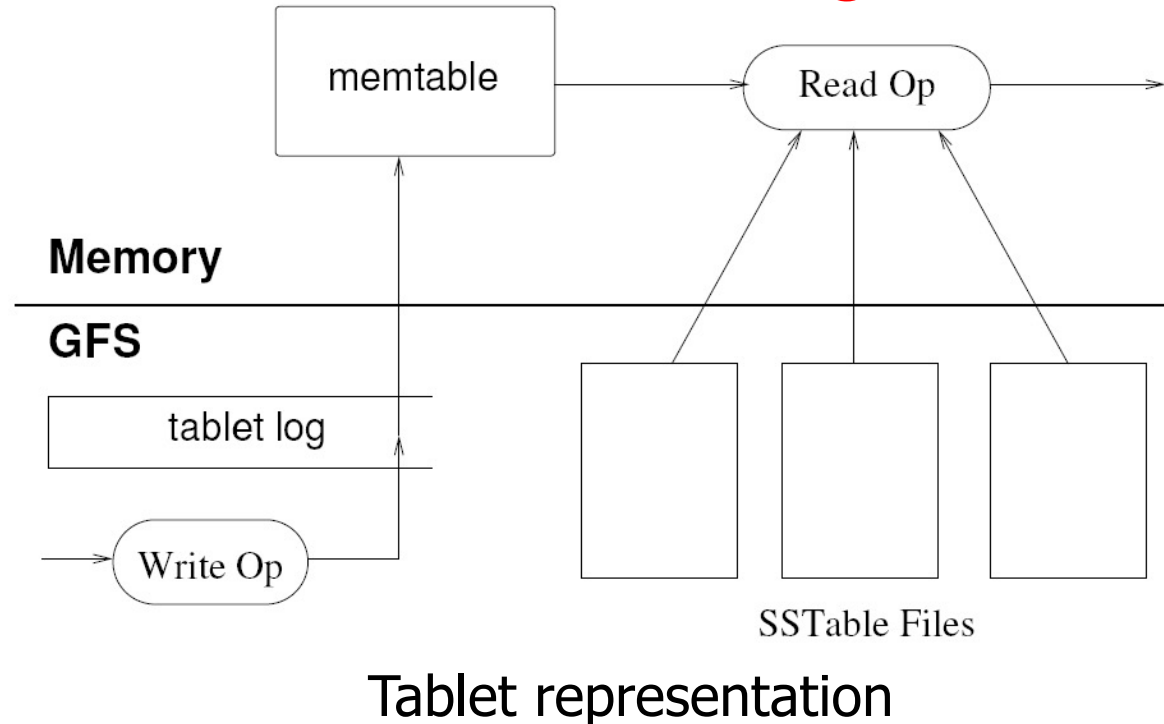


- 1st level: Root Tablet contains location of all tablets
- 2nd level: Metadata Tablet contain locations of user tablets
- 3rd level: User Tablets storing the actual user data

Tablet Assignment

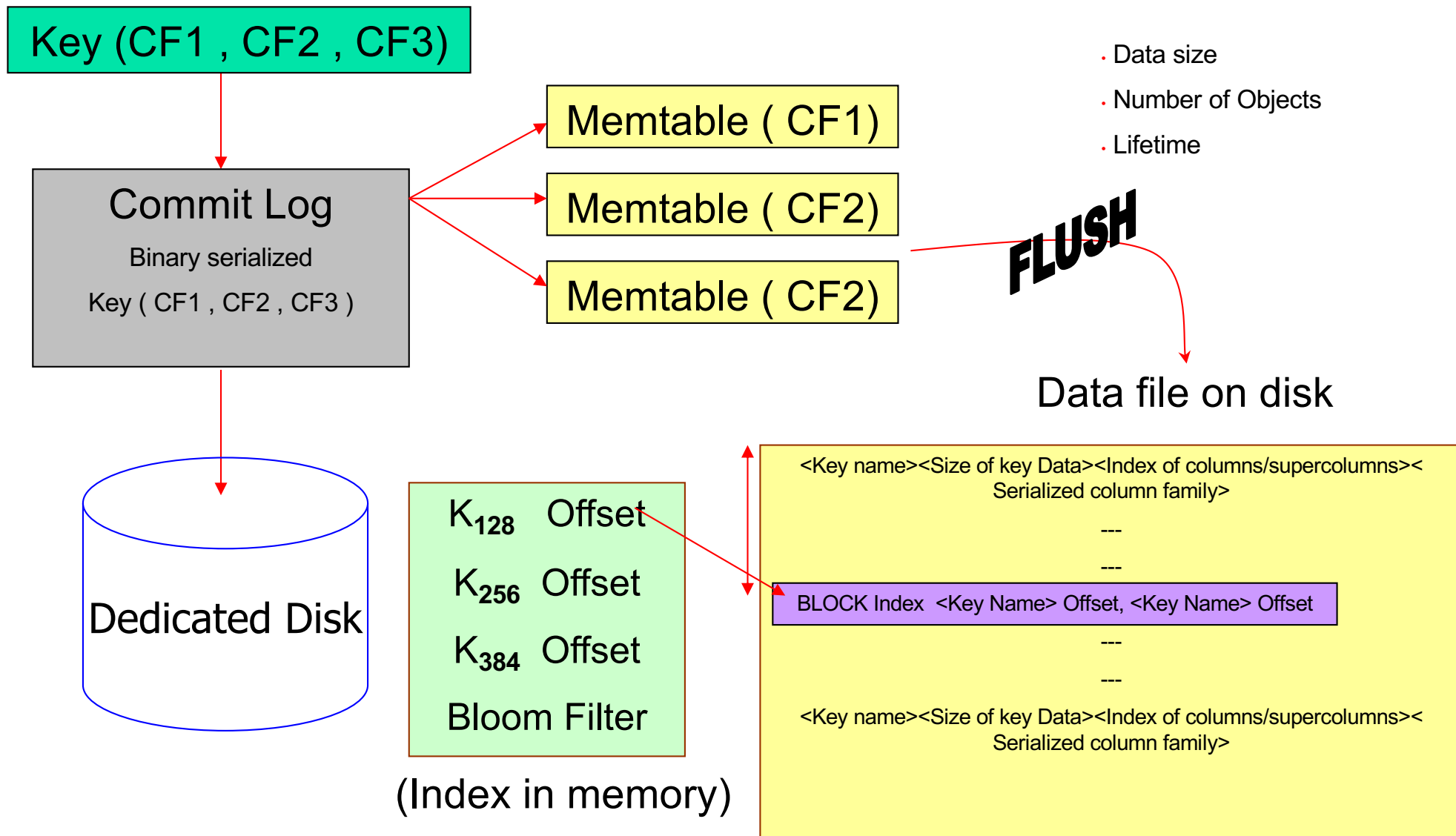
- Master keeps track of:
 - Set of live tablet servers
 - Assignment of tablets to tablet servers
 - Unassigned tablets
- Each tablet is assigned to one tablet server at a time
 - Tablet server maintains an exclusive lock on a file in Chubby
 - Master monitors tablet servers and handles assignment
- Changes to tablet structure
 - Table creation/deletion (master initiated)
 - Tablet merging (master initiated)
 - Tablet splitting (tablet server initiated)

Tablet Serving



- **Write Operation**
 - Updates committed to a commit log
 - Recently committed updates are stored in memtable
 - Older updates are stored (flushed) to a sequence of SStables
- **Read Operation**
 - Form a merged-view of SStables and memtable
 - Read <key-value> pair

Write (cont' d)



Deletes and Reads

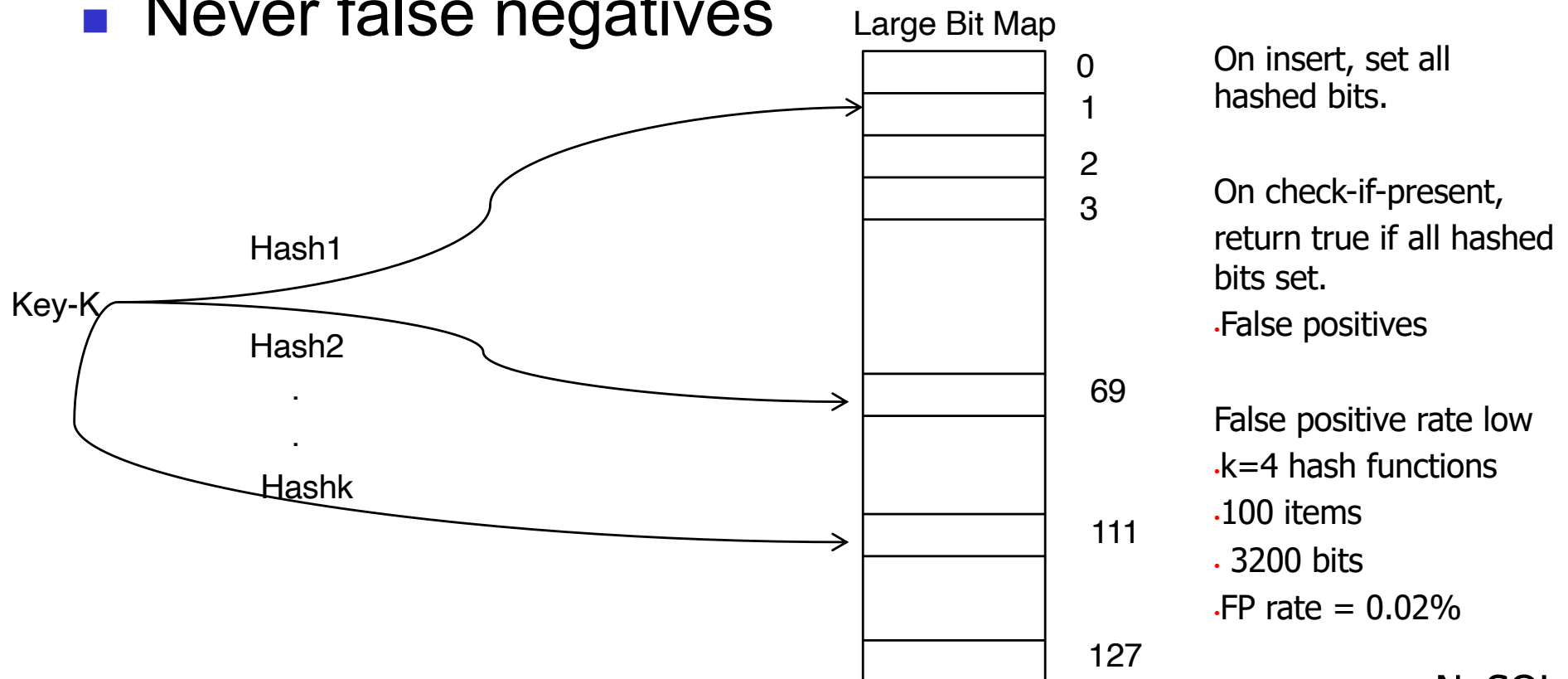
- Delete: don't delete item right away
 - Add a tombstone to the log
 - Compaction will eventually remove tombstone and delete item

- Read: Similar to writes, except
 - A row may be split across multiple SSTables

=> reads need to touch multiple SSTables => reads slower than writes (but still fast)

Bloom Filter

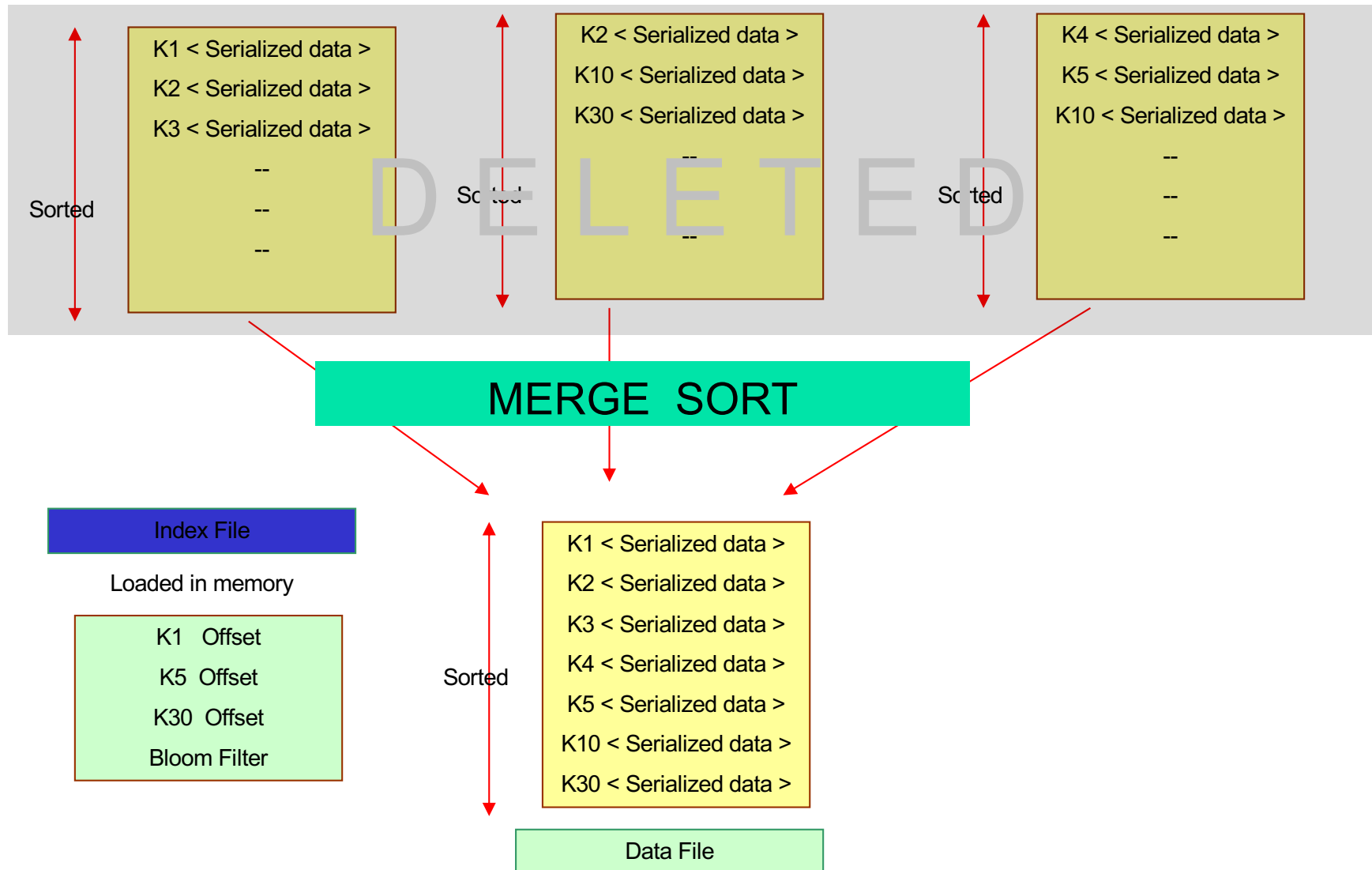
- Compact way of representing a set of items
- Checking for existence in set is cheap
- Some probability of false positives: an item not in set may check true as being in set
- Never false negatives



Compactions

- Minor compaction
 - Converts the memtable into an SSTable
 - Reduces memory usage and log traffic on restart
 - Merging compaction
 - Merging non-full SSTables created by Minor compaction
 - Not as thorough as Major compaction, e.g. does not clean-up deleted-records during the merge
 - Major compaction
 - Can be triggered manually (via the HBase shell) or perform in the background periodically, e.g. every 24 hours
 - Reads the contents of a few SSTables and the memtable, and writes out a new SSTable
 - Reduces number of SSTables
 - Delete stale/excessive versions of a cell
- Key Idea** is to **trade background writes to speedup subsequent Read** operations

Compactions



Bigtable Applications

- Data source and data sink for MapReduce
- Google's web crawl
- Google Earth
- Google Analytics

Lessons Learned

- Fault tolerance is hard
- Don't add functionality before understanding its use
 - Single-row transactions appear to be sufficient
- Keep it simple!

HBase is an **open-source, distributed,**
database built on top of HDFS based on
BigTable!

HBase is ..

- A distributed data store that can scale horizontally to 1,000s of commodity servers and petabytes of indexed storage.
- Designed to operate on top of the Hadoop distributed file system (HDFS) or Kosmos File System (KFS, aka Cloudstore) for scalability, fault tolerance, and high availability.



Backdrop

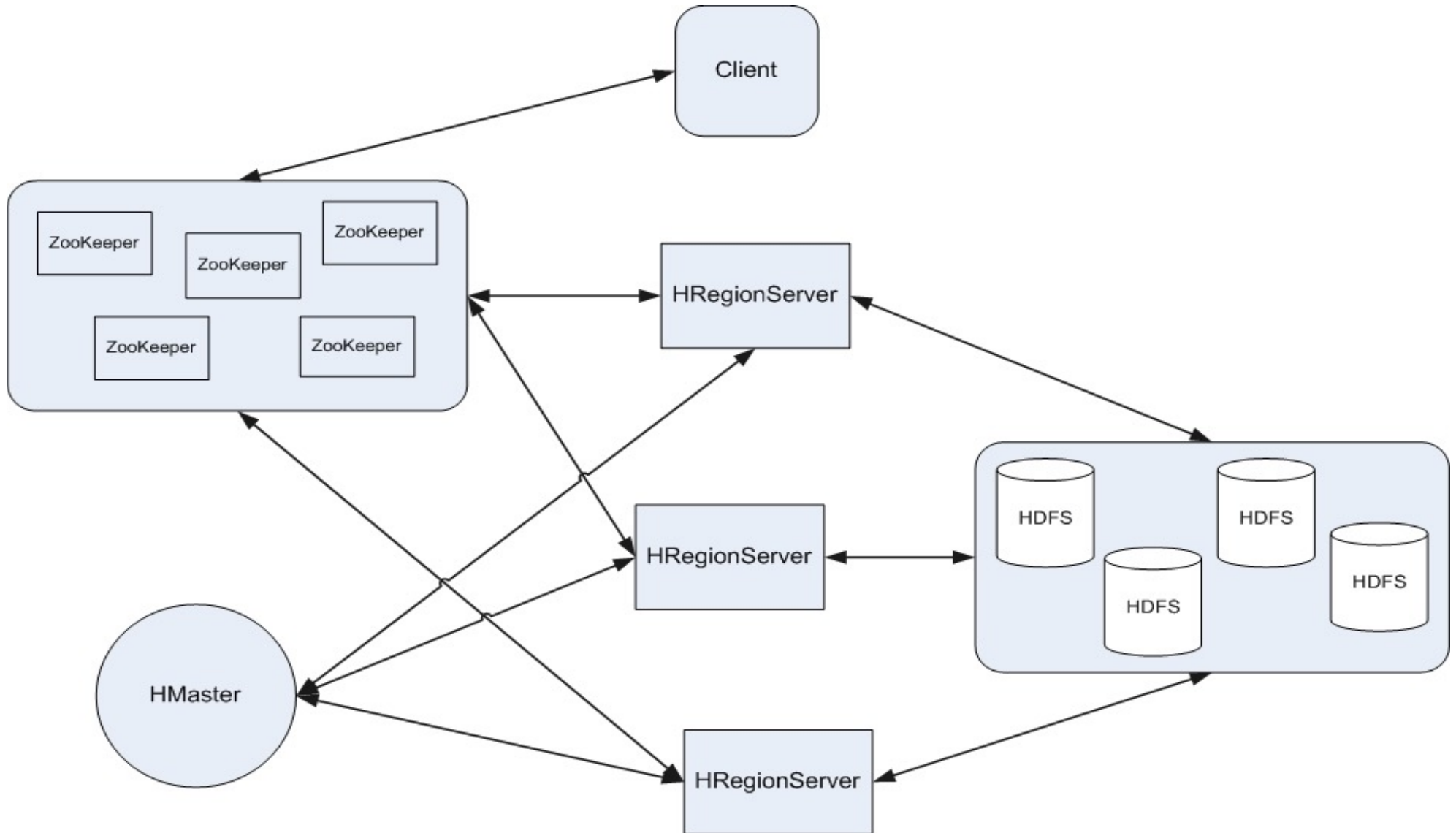
- Started toward by Chad Walters and Jim Kellerman
- 2006.11
 - Google releases paper on BigTable
- 2007.2
 - Initial HBase prototype created as Hadoop contrib.
- 2007.10
 - First useable HBase
- 2008.1
 - Hadoop become Apache top-level project and HBase becomes subproject
- 2008.10~
 - HBase 0.18, 0.19 released

HBase Storage Model

(and different Terminologies vs. BigTable)

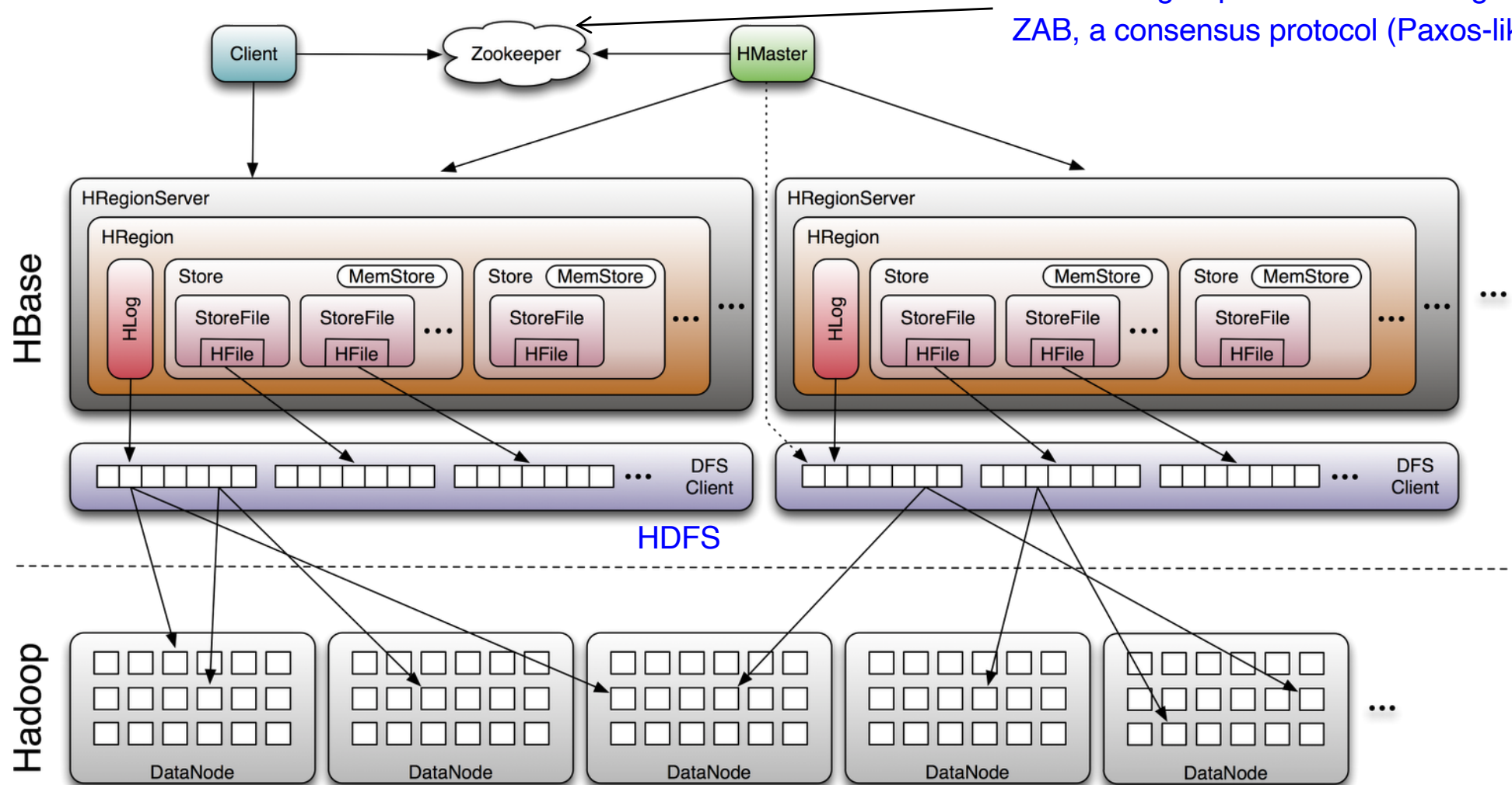
- Partitioning
 - A Table is horizontally partitioned into **Regions**, each region is composed of sequential range of keys
 - Each region is managed by a RegionServer
 - A **RegionServer** may hold multiple regions
- Persistence and Data availability
 - HBase stores its data in HDFS, it does NOT replicate RegionServers and relies on HDFS replication for Data Availability
 - Region data is cached in-memory
 - Updates and Reads are served from in-memory cache (Memstore)
 - MemStore is flushed periodically to HDFS
 - Write Ahead Log (stored in HDFS) is used for Durability of updates

HBase Architecture



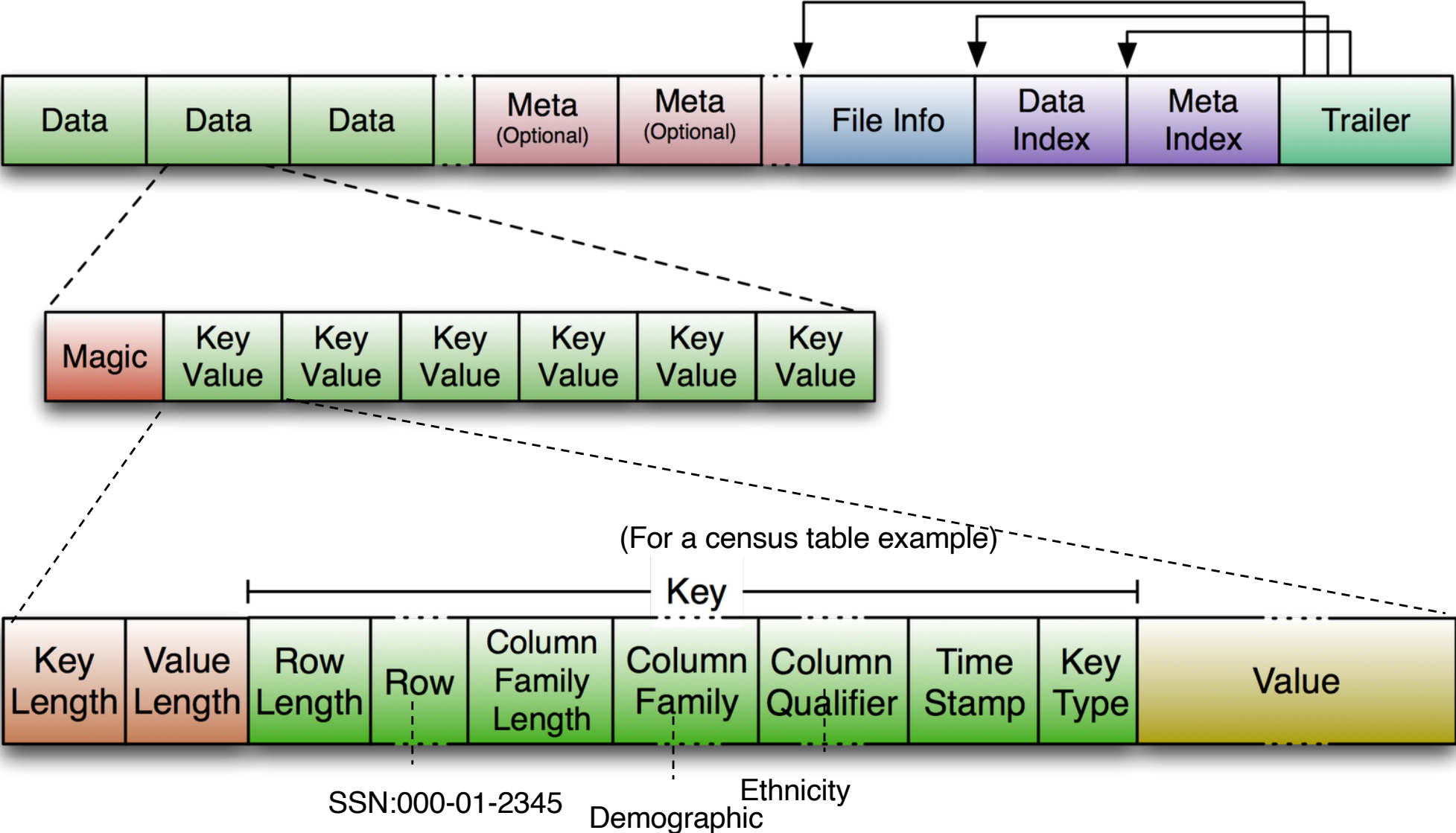
HBase Architecture (a more detail view)

Small group of servers running ZAB, a consensus protocol (Paxos-like)



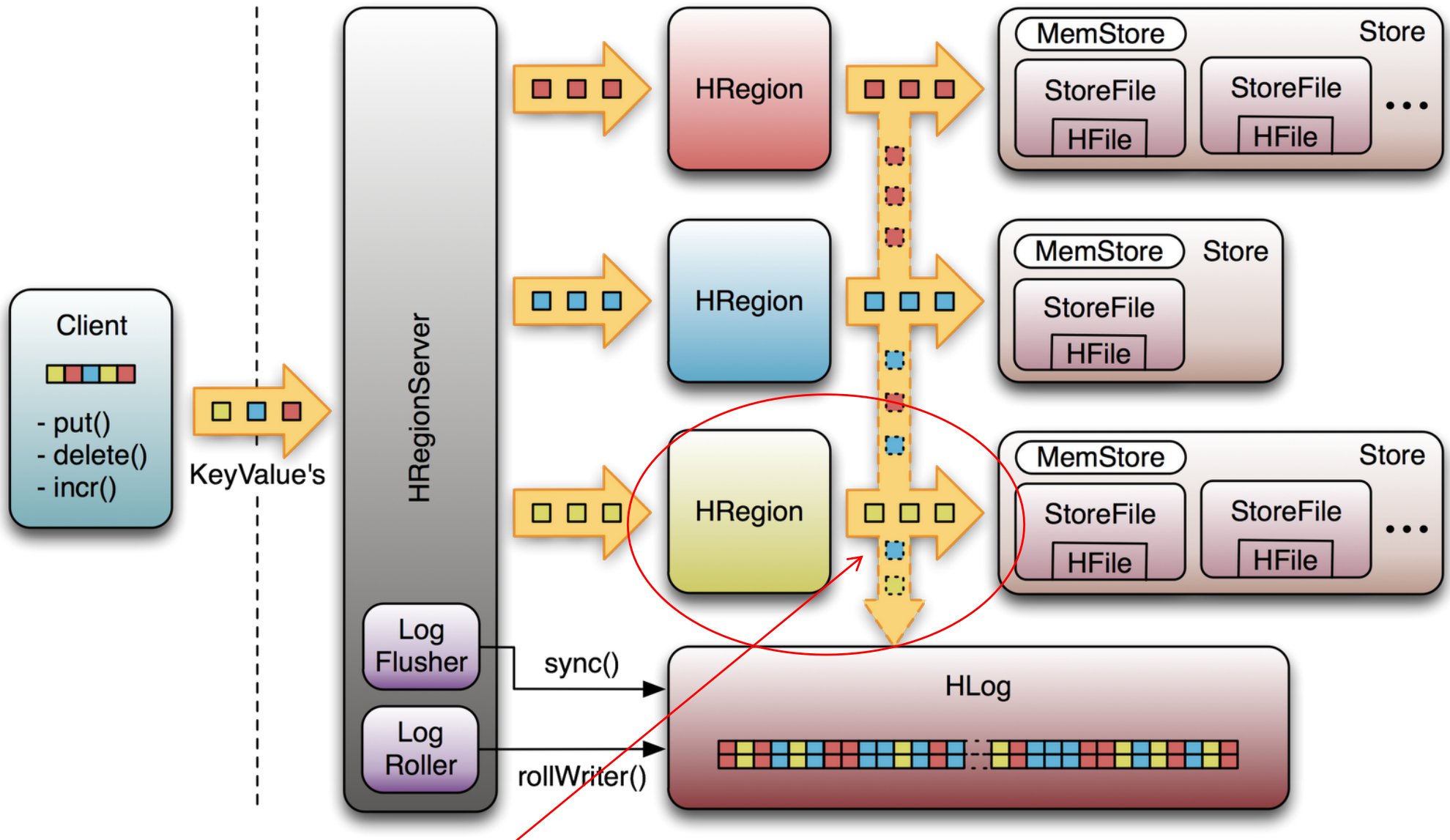
Source: <http://www.larsgeorge.com/2009/10/hbase-architecture-101-storage.html>

Hfile of HBase = SSTable in BigTable



Source: <http://blog.cloudera.com/blog/2012/06/hbase-io-hfile-input-output/>

Strong Consistency: HBase Write-Ahead Log



Write to HLog before writing to MemStore
Thus can recover from failure

Log Replay

- After recovery from failure, or upon bootup (HRegionServer/HMaster)
 - Replay any stale logs (use timestamps to find out where the database is w.r.t. the logs)
 - Replay: add edits to the MemStore
- Keeps one HLog per HRegionServer rather than per region
 - Avoids many concurrent writes, which on the local file system may involve many disk seeks

HBase API

- API
 - `get(row)`
 - `put(row, Map<column,value>)`
 - `scan(key range, filter)`
 - `increment(row,columns)`
 - Check and Put, Delete etc.

HBase Shell

- HBase shell provides interactive commands for manipulating database
 - Create/Delete tables
 - Insert/Update/Read from tables
 - Manage Regions

HBase Atomic Operations

- HBase provides single row atomic operations
 - CheckAndPut – Similar to test-and-set
 - CheckAndDelete
 - All row operations are atomic no matter how many columns are involved
- HBase also provides Row-level exclusive locks
 - One can use these locks to implement single row-level transactions

HBase Characteristics/Features...

- Tables have one primary index, *the row key*.
- No join operators.
- Scans and queries can select a subset of available columns, perhaps by using a wildcard.
- There are three types of lookups:
 - Fast lookup using row key and optional timestamp.
 - Full table scan
 - Range scan from region start to end.

HBase Characteristics/Features...(2)

- Limited atomicity and transaction support.
 - HBase supports multiple batched mutations of single rows only.
 - Data is unstructured and untyped.
- No accessed or manipulated via SQL.
 - Programmatic access via Java, REST, or Thrift APIs.
 - Scripting via JRuby, JPython etc.
 - **BUT this is also changing: as you can now use** the HiveQL to perform SQL-like queries on data stored in HBase tables.

Connecting to HBase

- Java client
 - *get(byte [] row, byte [] column, long timestamp, int versions);*
- Non-Java clients
 - Thrift server hosting HBase client instance
- Sample ruby, c++, & java (via thrift) clients
 - REST server hosts HBase client
- TableInput/OutputFormat for MapReduce
 - HBase as MR source or sink
- HBase Shell
 - JRuby IRB with “DSL” to add get, scan, and admin
 - *./bin/hbase shell YOUR_SCRIPT*

Why HBase (cont'd) ?

- HBase is a Bigtable clone.
- It is open source
- It has a good community and promise for the future
- It is developed on top of and has good integration for the Hadoop platform, if you are using Hadoop already.
- It has a Cascading connector.

HBase benefits over RDBMS

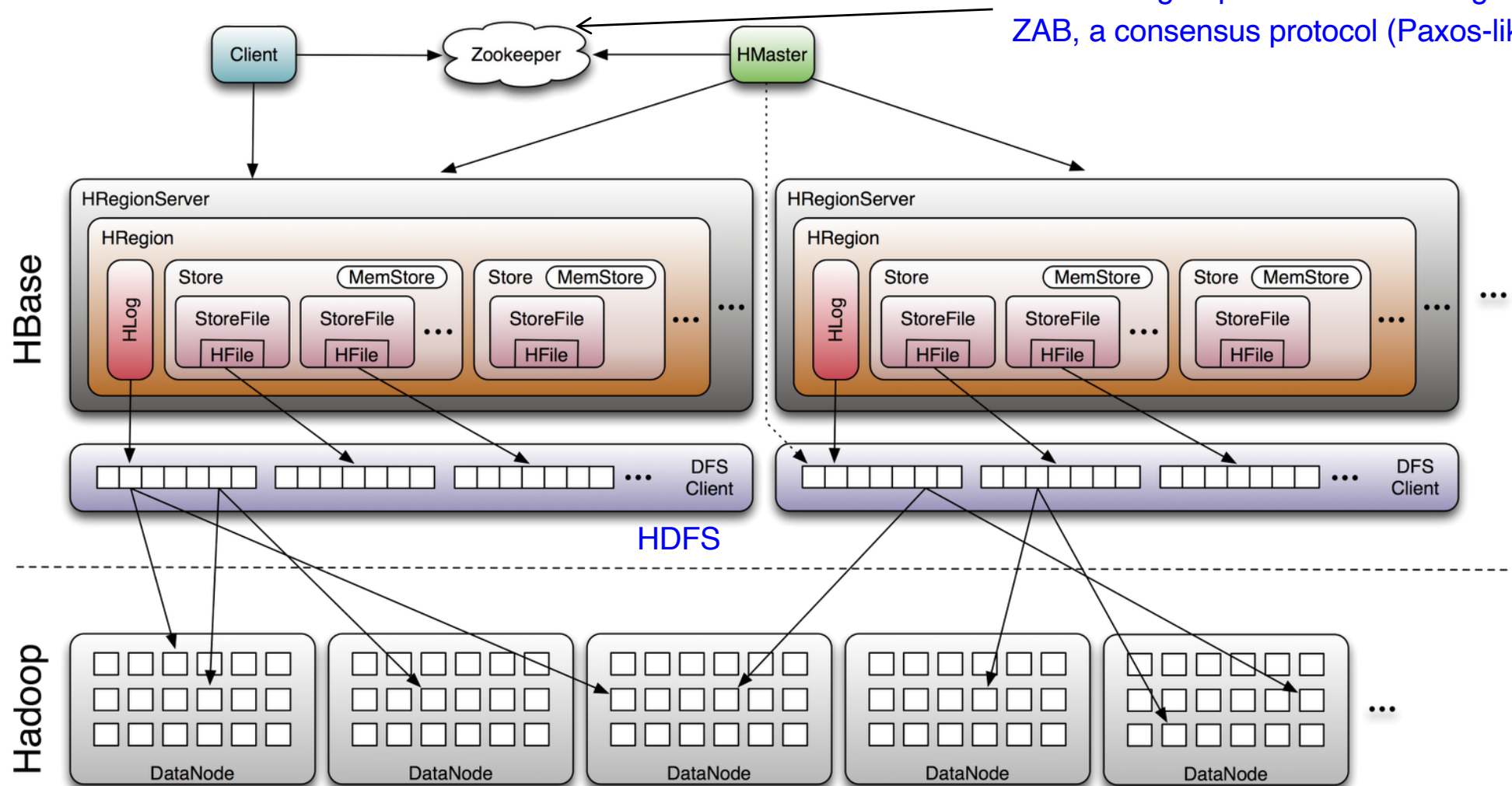
- No real indexes
- Automatic partitioning
- Scale linearly and automatically with new nodes
- Commodity hardware
- Fault tolerance
- Batch processing

Backup Slides:

More details on HBase

Recap: HBase Architecture

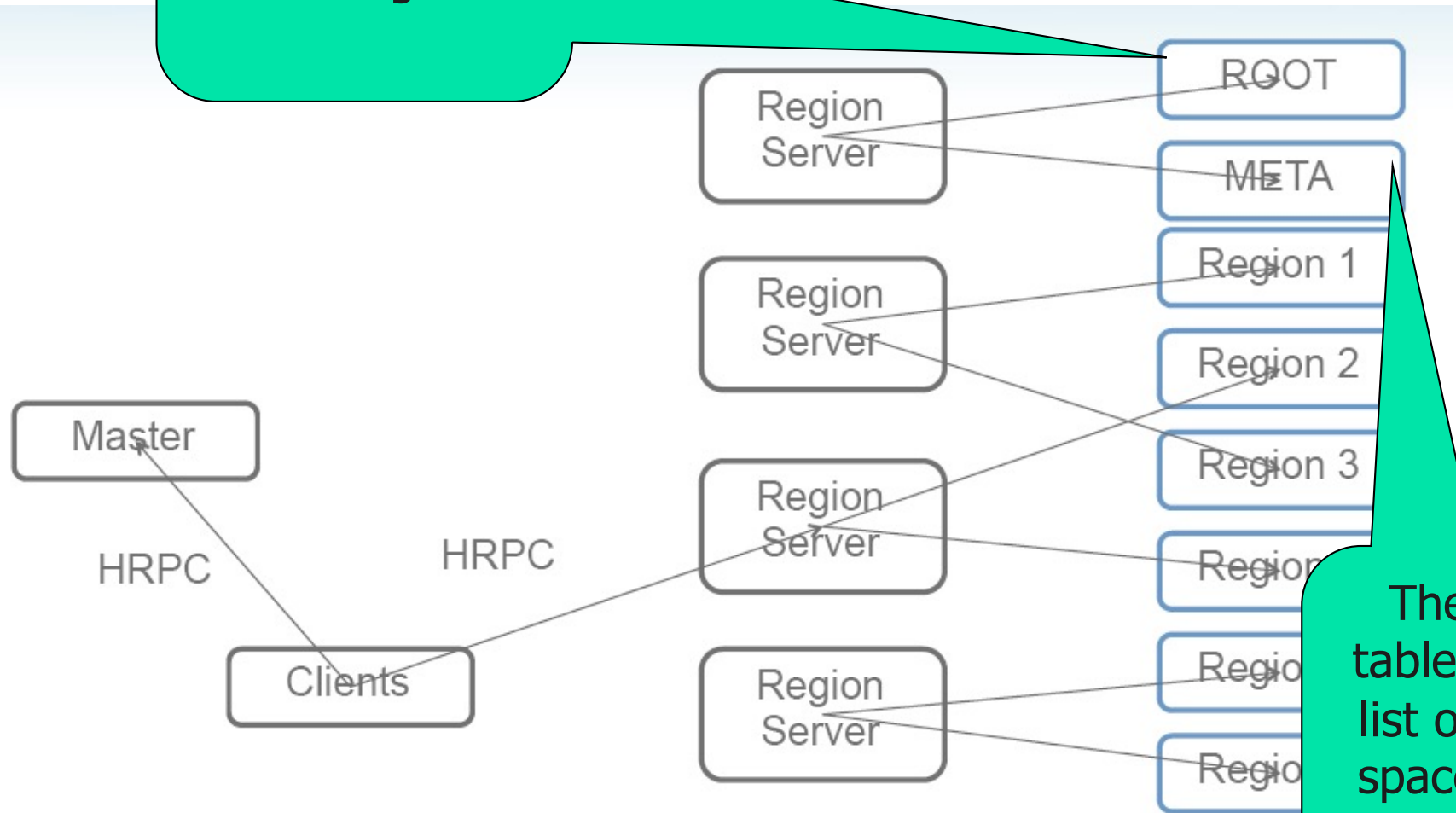
Small group of servers running ZAB, a consensus protocol (Paxos-like)



Source: <http://www.larsgeorge.com/2009/10/hbase-architecture-101-storage.html>

Operation

The -ROOT- table holds the list of .META. table regions



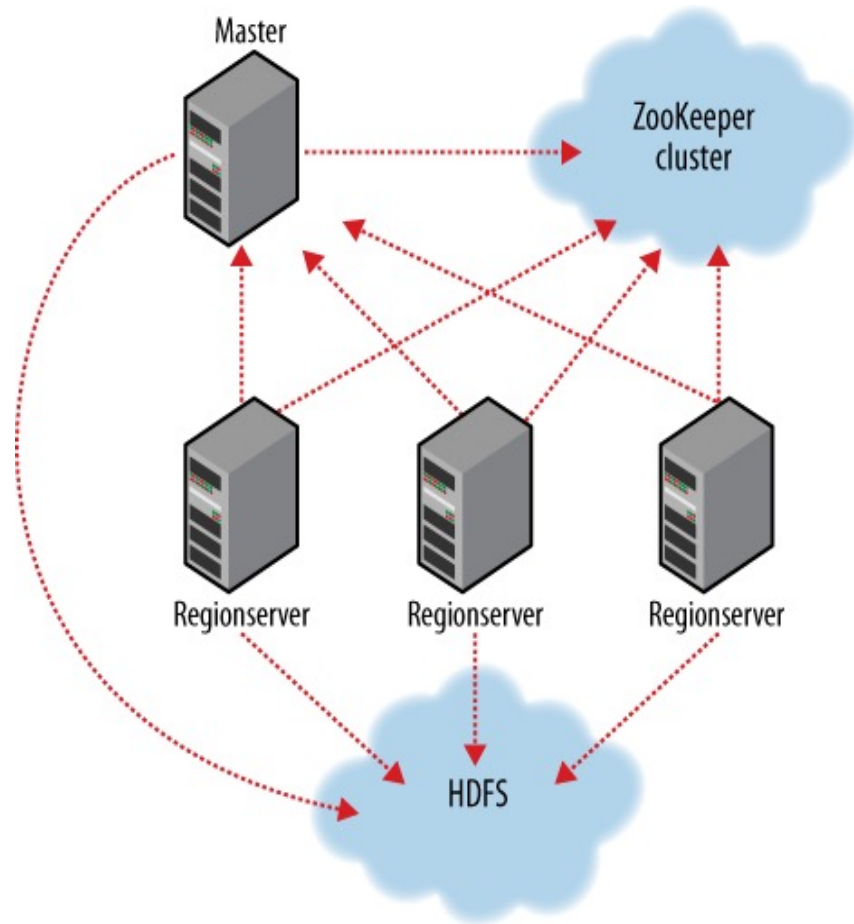
The .META. table holds the list of all user-space regions.

Members

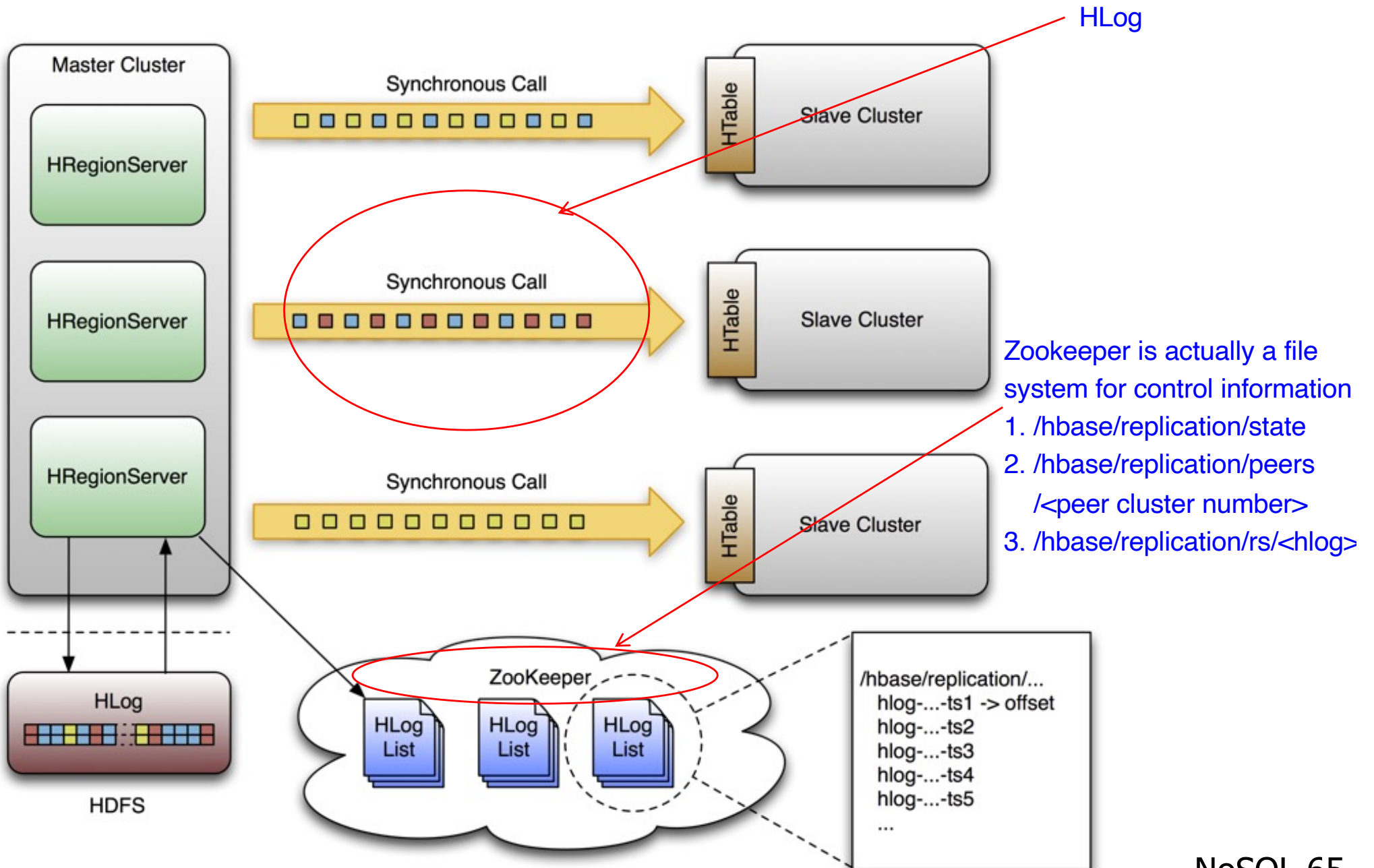
- *Master*
 - Responsible for monitoring region servers
 - Load balancing for regions
 - Redirect client to correct region servers
- *Regionserver slaves*
 - Serving requests(Write/Read/Scan) of Client
 - Send HeartBeat to Master
 - Throughput and Region numbers are scalable by region servers

ZooKeeper

- HBase depends on ZooKeeper and by default it manages a ZooKeeper instance as the authority on cluster state
- To manage master election and server availability



Cross-data center replication



Installation (1)

START Hadoop...

```
$ wget
http://ftp.twaren.net/Unix/Web/apache/hadoop/hbase/hbase
-0.20.2/hbase-0.20.2.tar.gz
$ sudo tar -zxvf hbase-*.tar.gz -C /opt/
$ sudo ln -sf /opt/hbase-0.20.2 /opt/hbase
$ sudo chown -R $USER:$USER /opt/hbase
$ sudo mkdir /var/hadoop/
$ sudo chmod 777 /var/hadoop
```

Setup (1)

```
$ vim /opt/hbase/conf/hbase-env.sh
    export JAVA_HOME=/usr/lib/jvm/java-6-sun
export HADOOP_CONF_DIR=/opt/hadoop/conf
export HBASE_HOME=/opt/hbase
export HBASE_LOG_DIR=/var/hadoop/hbase-logs
export HBASE_PID_DIR=/var/hadoop/hbase-pids
export HBASE_MANAGES_ZK=true
export
HBASE_CLASSPATH=$HBASE_CLASSPATH:/opt/hadoop/conf
```

```
$ cd /opt/hbase/conf
$ cp /opt/hadoop/conf/core-site.xml ./
$ cp /opt/hadoop/conf/hdfs-site.xml ./
$ cp /opt/hadoop/conf/mapred-site.xml ./
```

Setup (2)

```
<configuration>
  <property>
    <name> name </name>
    <value> value </value>
  </property>
</configuration>
```

Name	value
hbase.rootdir	hdfs://secuse.nchc.org.tw:9000/hbase
hbase.tmp.dir	/var/hadoop/hbase-\${user.name}
hbase.cluster.distributed	true
hbase.zookeeper.property .clientPort	2222
hbase.zookeeper.quorum	Host1, Host2
hbase.zookeeper.property .dataDir	/var/hadoop/hbase-data

Startup & Stop

```
$ start-hbase.sh
```

```
$ stop-hbase.sh
```

Testing (4)

```
$ hbase shell
> create 'test', 'data'
0 row(s) in 4.3066 seconds
> list
test
1 row(s) in 0.1485 seconds
> put 'test', 'row1', 'data:1',
'value1'
0 row(s) in 0.0454 seconds
> put 'test', 'row2', 'data:2',
'value2'
0 row(s) in 0.0035 seconds
> put 'test', 'row3', 'data:3',
'value3'
0 row(s) in 0.0090 seconds
```

```
> scan 'test'
ROW COLUMN+CELL
row1 column=data:1, timestamp=1240148026198,
value=value1
row2 column=data:2, timestamp=1240148040035,
value=value2
row3 column=data:3, timestamp=1240148047497,
value=value3
3 row(s) in 0.0825 seconds
> disable 'test'
09/04/19 06:40:13 INFO client.HBaseAdmin: Disabled
test
0 row(s) in 6.0426 seconds
> drop 'test'
09/04/19 06:40:17 INFO client.HBaseAdmin: Deleted
test
0 row(s) in 0.0210 seconds
> list
0 row(s) in 2.0645 seconds
```

Thrift

```
$ hbase-daemon.sh start thrift  
$ hbase-daemon.sh stop thrift
```

- a software framework for scalable cross-language services development.
- By Facebook
- seamlessly between C++, Java, Python, PHP, and Ruby.
- This will start the server instance, by default on port 9090
- The other similar project “rest”

References


- Hbase the definitive guide by Lars George, 2011

- <http://www.amazon.com/HBase-Definitive-Guide-Lars-George/dp/1449396100/>



- Hadoop: The Definitive Guide, 4th Edition by Tom White, 2015

- <http://www.amazon.com/Hadoop-Definitive-Guide-Tom-White/dp/1449311520/>



- Introduction to HBase

- trac.nchc.org.tw/cloud/raw-attachment/wiki/.../hbase_intro.ppt

Amazon's Dynamo and Facebook's Cassandra

Amazon's Dynamo System

<http://www.allthingsdistributed.com/files/amazon-dynamo-sosp2007.pdf>

- Amazon was interested in improving the scalability of their shopping cart service
- A core component widely used within their system
 - Functions as a kind of **key-value storage** solution
 - Previous version was a transactional database and, just as the BASE folks predicted, wasn't scalable enough
 - Dynamo project created a new version from scratch

Assumptions and Requirements

- Simple query model
 - Values/Objects are small (< 1MB) binary objects
- Stringent latency requirements
 - Want guarantees on 99.9th percentile of latency
e.g., 300ms response time for 99.9% of requests at peak load of 500 requests/s
- Non-hostile environment
- No ACID properties
 - Single key updates
 - No isolation guarantees
 - Weaker consistency

Dynamo's System Interface

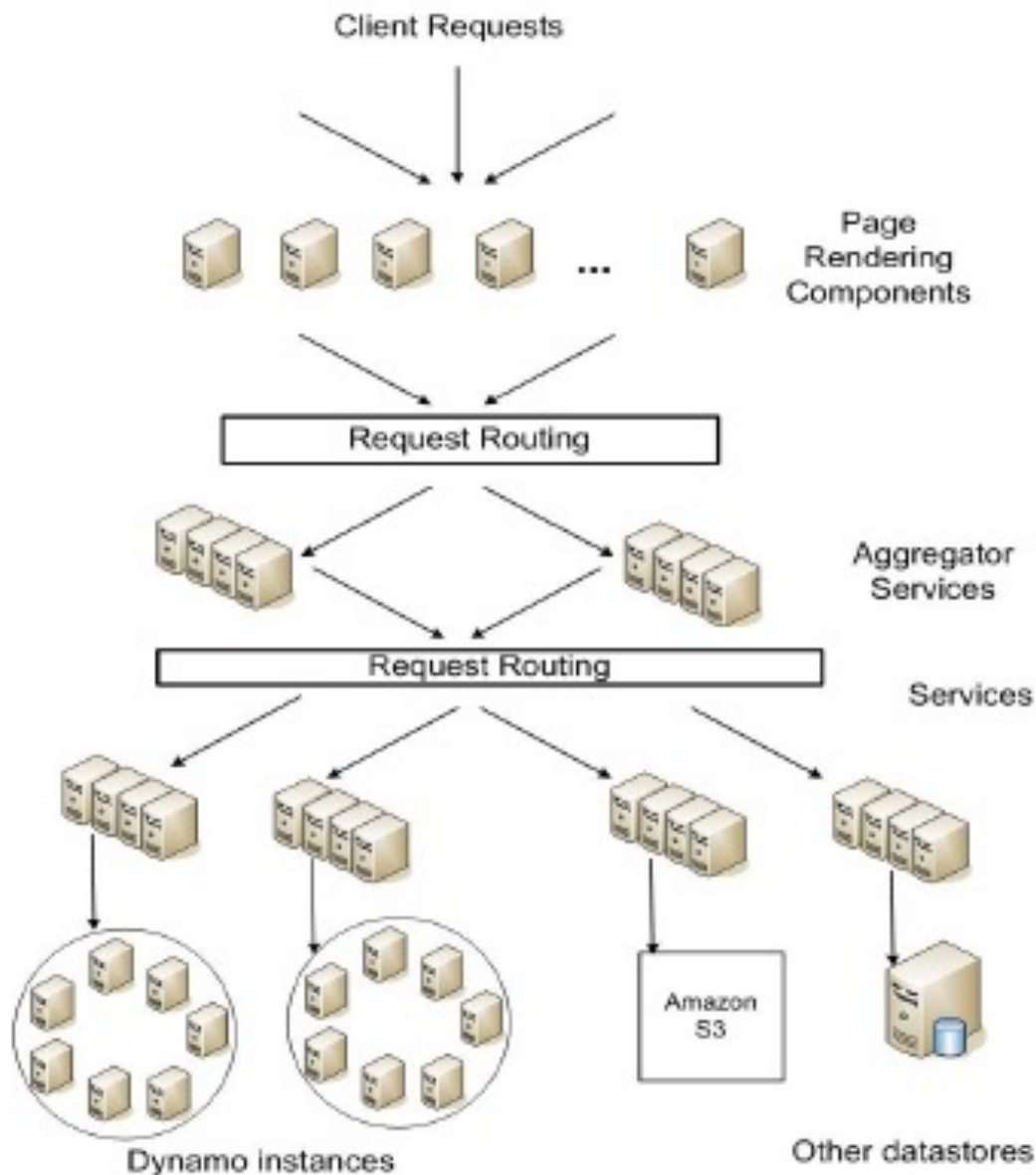
Only two operations

- put (key, context, object)
 - key: primary key associated with data object
 - context: vector clocks (some sort of time-stamp over a distributed system) and history (needed for merging)
 - object: data to store
- get (key)

Dynamo Design Decisions

- Incremental Scalability
 - Must be able to add nodes on-demand with minimal impact
- Load Balancing & Exploiting Heterogeneity
- Symmetry
 - All nodes are Peers in responsibilities (i.e. a P2P system as opposed to a Master/Slave one)
- Avoid Single-Point-of-Failure (SPOF)

Amazon Service Architecture and Service Level Agreement (SLA)



- SLAs are used widely at Amazon
- Sub-services must meet strict SLAs
 - Average-case SLAs are not good enough
 - Mentioned a cost-benefit analysis that said 99.9% is the right number
- Rendering a single page can make requests to 150 services

Dynamo approach

- They made an initial decision to base Dynamo on a Chord-like Distributed Hash Table (DHT) structure
- Plan was to run this DHT in Tier 2 of the Amazon cloud system, with one instance of Dynamo in each Amazon data center and no “linkage” between them
- This works because each data center has “ownership” for some set of customers and handles all of that person’s purchases locally.

Basic Hashing for Partitioning?

- Consider problem of data partition:
 - Given document X , choose one of k servers to use
- Suppose we use modulo hashing
 - Number servers $1..k$
 - Place X on server $i = (X \bmod k)$
 - Problem? Data may not be uniformly distributed
 - Place X on server $i = \text{hash}(X) \bmod k$
 - Problem?
 - What happens if a server fails or joins ($k \rightarrow k \pm 1$)?
 - What if different clients have different estimate of k ?
 - **Answer: Most entries get remapped to new nodes!**

Hashing of Web Objects (URLs) to Caches (Buckets)

Universe **U** of all possible objects, set **B** of buckets.

object: set of web objects with same serial number

bucket: web server/cache

Hash function **$h: U \rightarrow B$**

Assigns objects to buckets

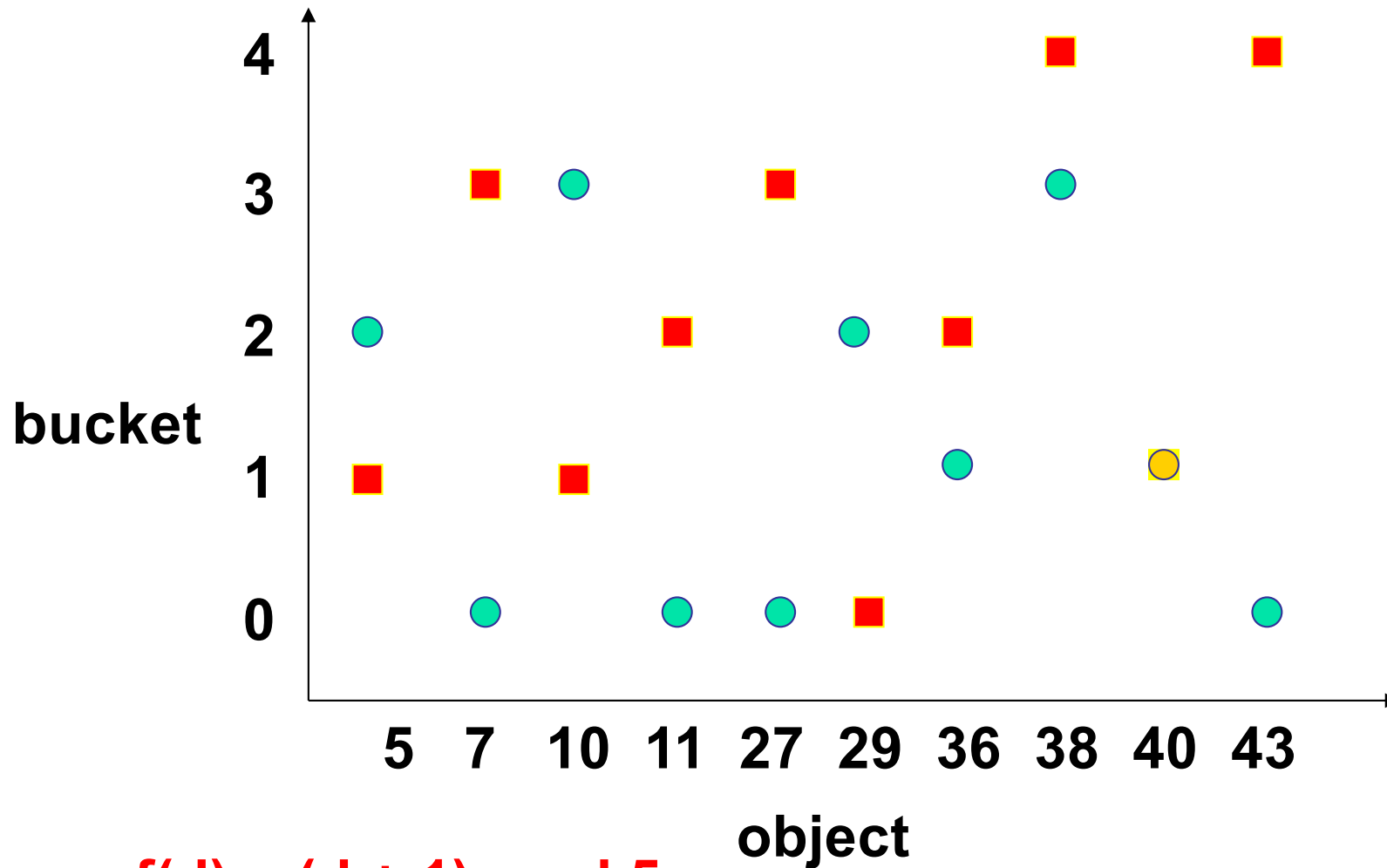
E.g., **$h(x) = (((a x + b) \bmod P) \bmod |B|)$** , where

P is prime, **$P > |U|$**

a, b chosen uniformly at random from **Z_P**

x is a serial number for a web object

Difficulty in changing number of caches (buckets)

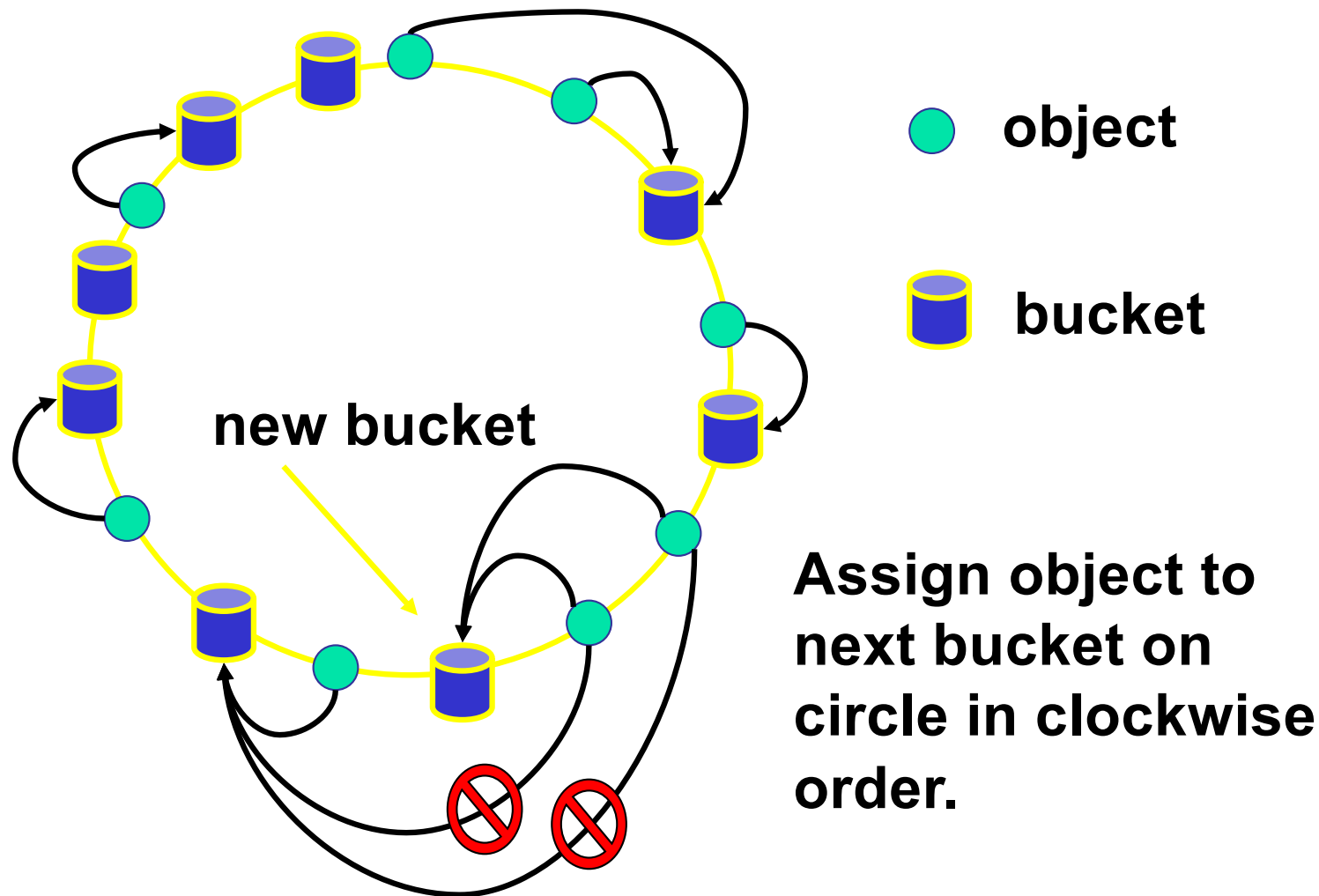


$$f(d) = (d + 1) \bmod 5$$

$$f(d) = (d + 1) \bmod 4$$

Consistent Hashing

Idea: Map both objects and buckets to unit circle.



Properties of Consistent Hashing

Balance: Objects are assigned to buckets “randomly”.

Monotonicity: When a bucket is added/removed, the only objects affected are those that are/were mapped to the bucket.

Load: Objects are assigned to buckets evenly, even over a set of views.

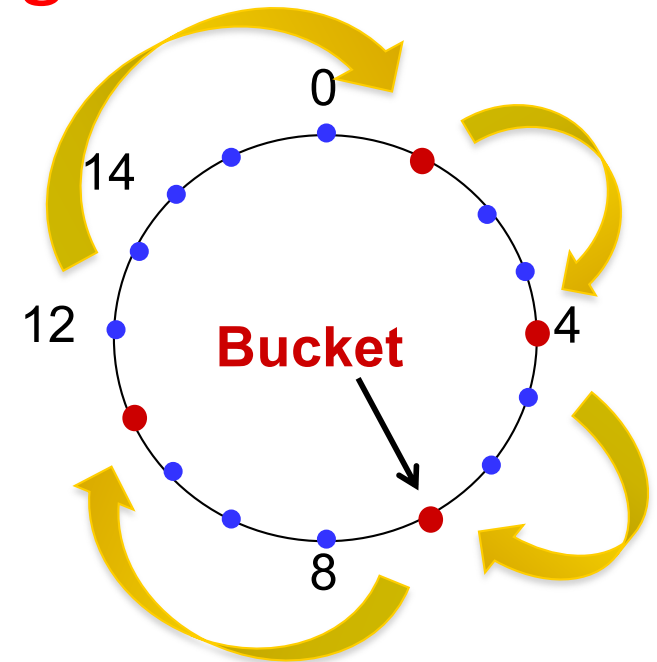
-- can be improved by mapping each bucket to multiple places on unit circle

Spread: An object should be mapped to a small number of buckets over a set of views.

Consistent Hashing

- **Construction**

- Assign n hash buckets to random points on mod 2^k circle; hash key size = k
- Map object to random position on circle
- Hash of object = closest clockwise bucket
 - *successor* (key) \rightarrow bucket

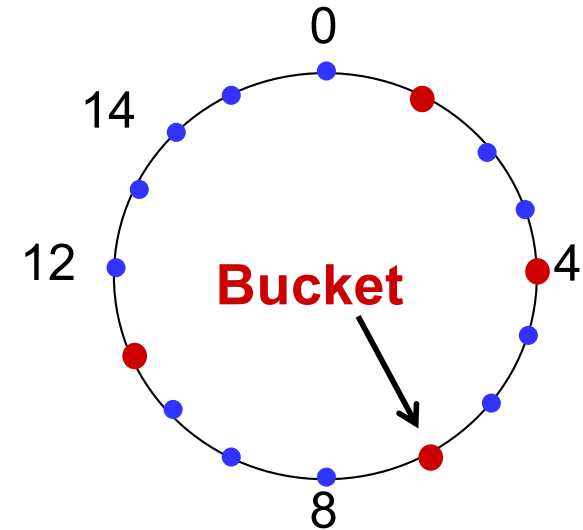


- **Desired features**

- **Balanced:** No bucket has disproportionate number of objects
- **Smoothness:** Addition/removal of bucket does not cause movement among existing buckets (only immediate buckets)
- **Spread and load:** Small set of buckets that lie near object

Consistent hashing and failures

- Consider network of n nodes
- If each node has 1 bucket
 - Owns $1/n^{\text{th}}$ of keyspace *in expectation*
 - Says nothing of request load per bucket
- If a node fails:
 - Its *successor* takes over bucket
 - Achieves smoothness goal: Only localized shift, not $O(n)$
 - But now successor owns 2 buckets: keyspace of size $2/n$
- Instead, if each node maintains v random nodeIDs, not 1
 - “Virtual” nodes spread over ID space, each of size $1 / vn$
 - Upon failure, v successors take over, each now stores $(v+1) / vn$



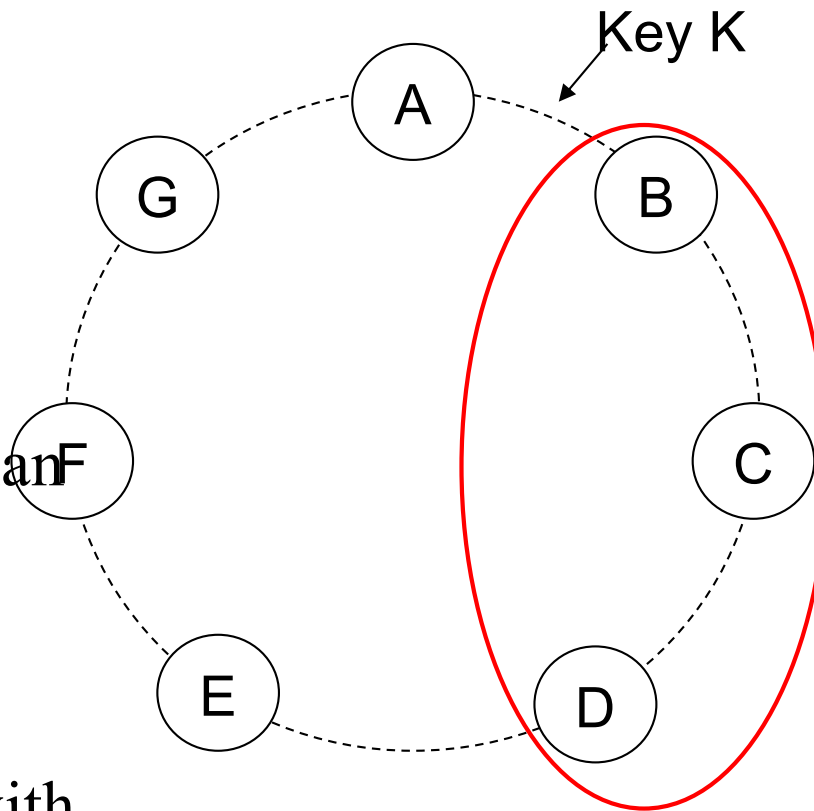
Variant of Consistent Hashing

Consistent hashing:

- The o/p range of a hash function is treated as a fixed circular space or “ring”.

Virtual Nodes:

- Each physical node (machine) can be responsible for more than one virtual node.
- Flexible Load Balancing, Failure handling and dealing with server heterogeneity.

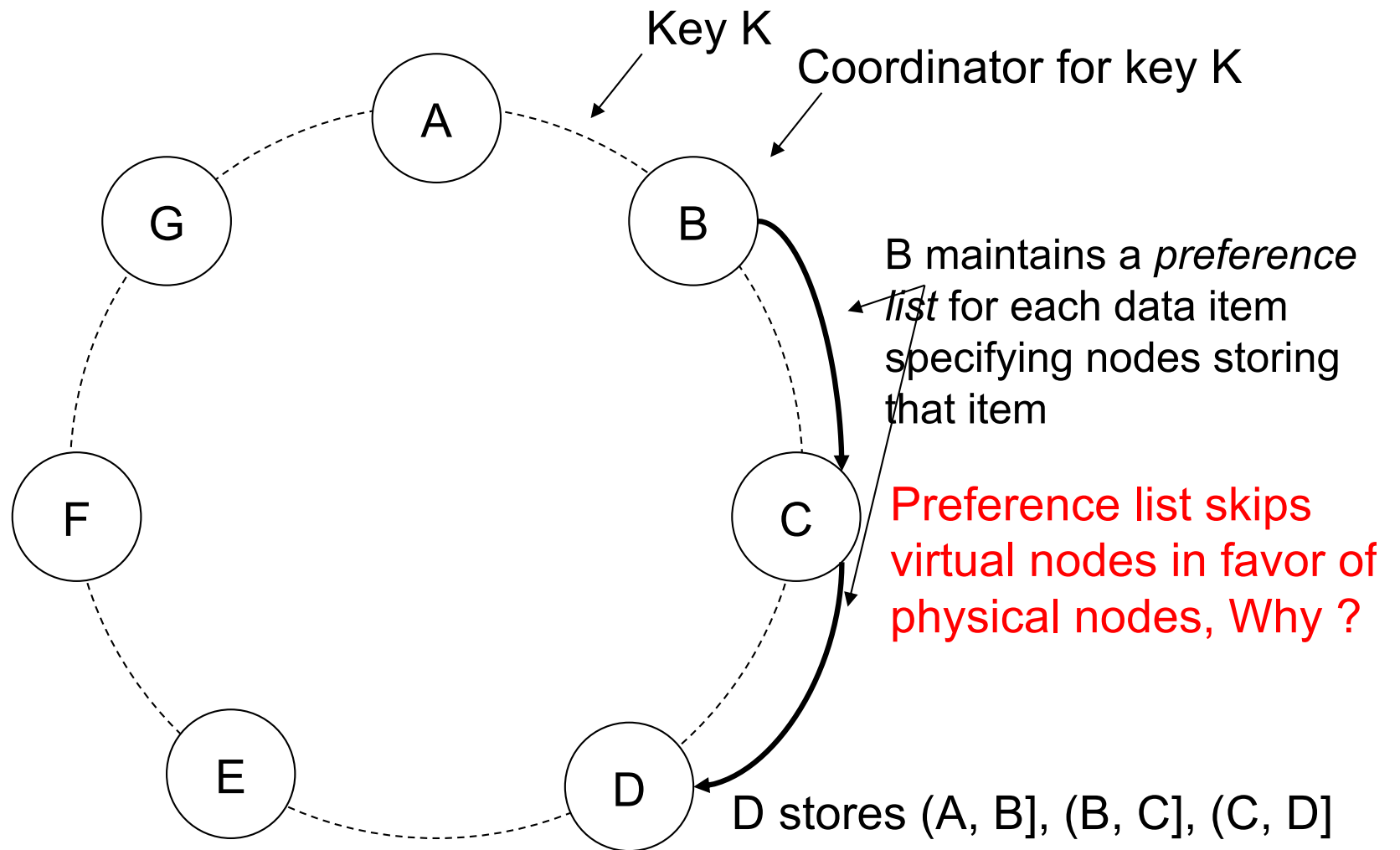


Each node is assigned to multiple points in the ring
(e.g., B, C, D store keyrange (A, B))

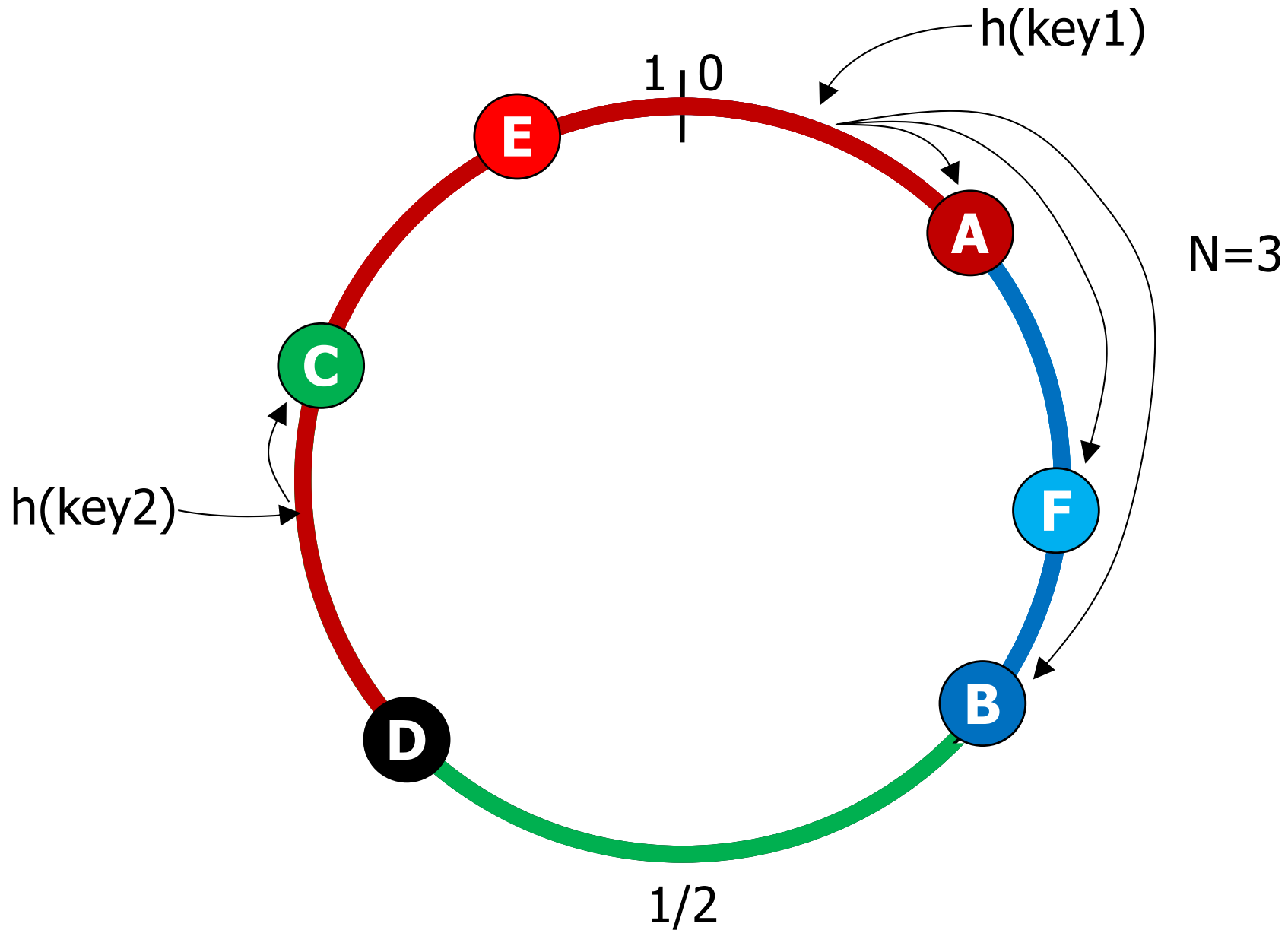
of points can be assigned based on node's capacity

If node becomes unavailable, load is distributed to others

Replication



Partitioning & Replication



Execution of get () and put () operations

Two Implementation Choices:

1. Route its request through a generic load balancer that will select a node based on load information.
2. Use a partition-aware client library that routes requests directly to the appropriate coordinator nodes.

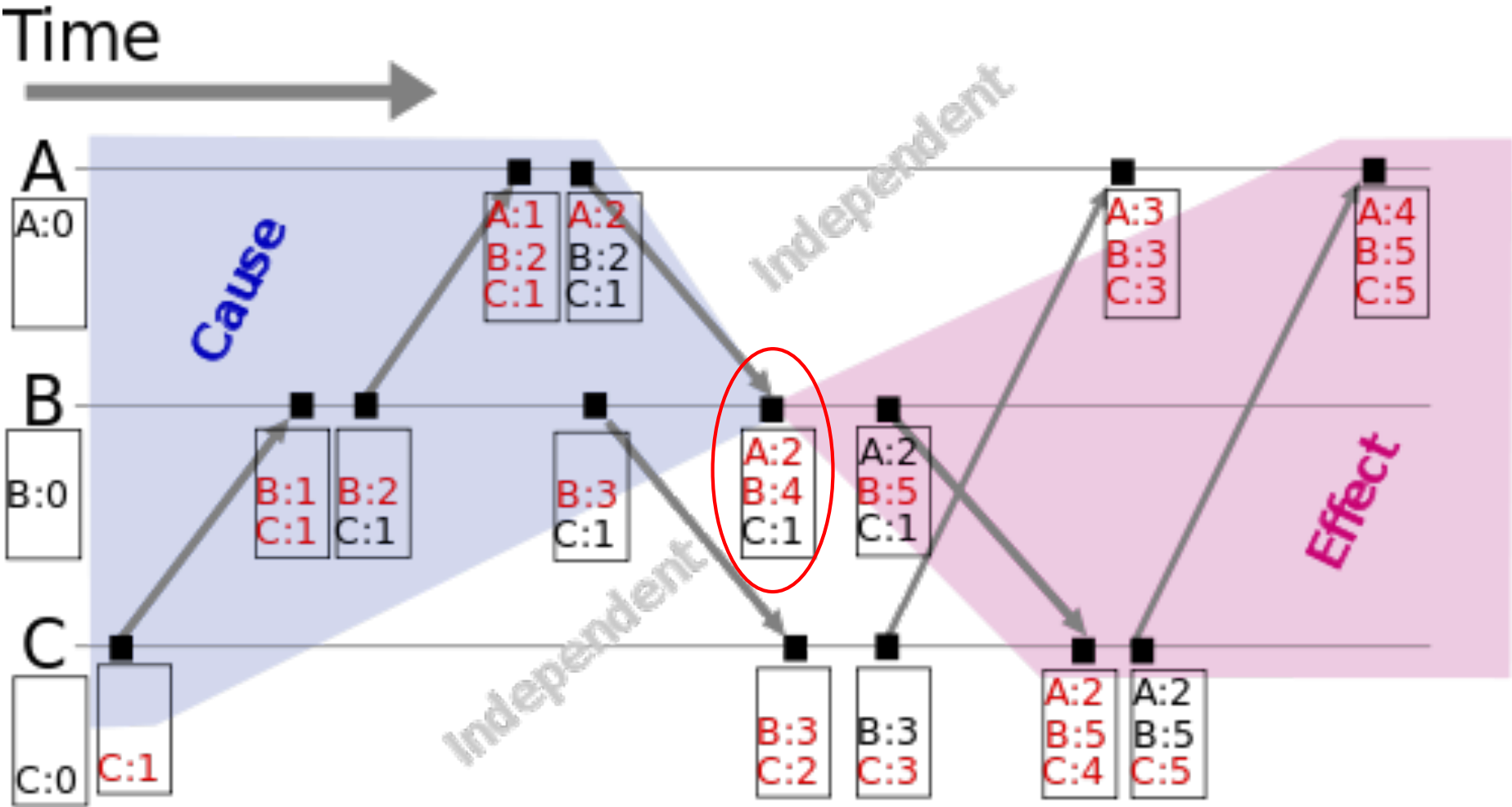
Data Versioning

- A put() call may return to its caller before the update has been applied at all the replicas
- A get() call may return many versions of the same object.
- **Challenge:** an object having distinct version sub-histories, which the system will need to reconcile in the future.
- **Solution:** uses vector clocks in order to capture causality between different versions of the same object.

Vector Clock

- A Vector Clock is a list of (node, counter) pairs for tracking the *partial ordering* of events occurring in different nodes (processes) within a distributed system.
- Each time a node (process) experiences an internal event, it increments its own logical clock (counter) in the vector by one.
- Each time a node prepares to send out a message, it first increments its own logical counter in the vector by one before sending its entire vector along with the message being sent.
- Each time a node receives a message, it increments its own logical counter in the vector by one and then updates each element in its vector *by taking the maximum* of the value of its own vector clock and the value in the vector carried by the received message in an *element-by-element manner*. NoSQL 92

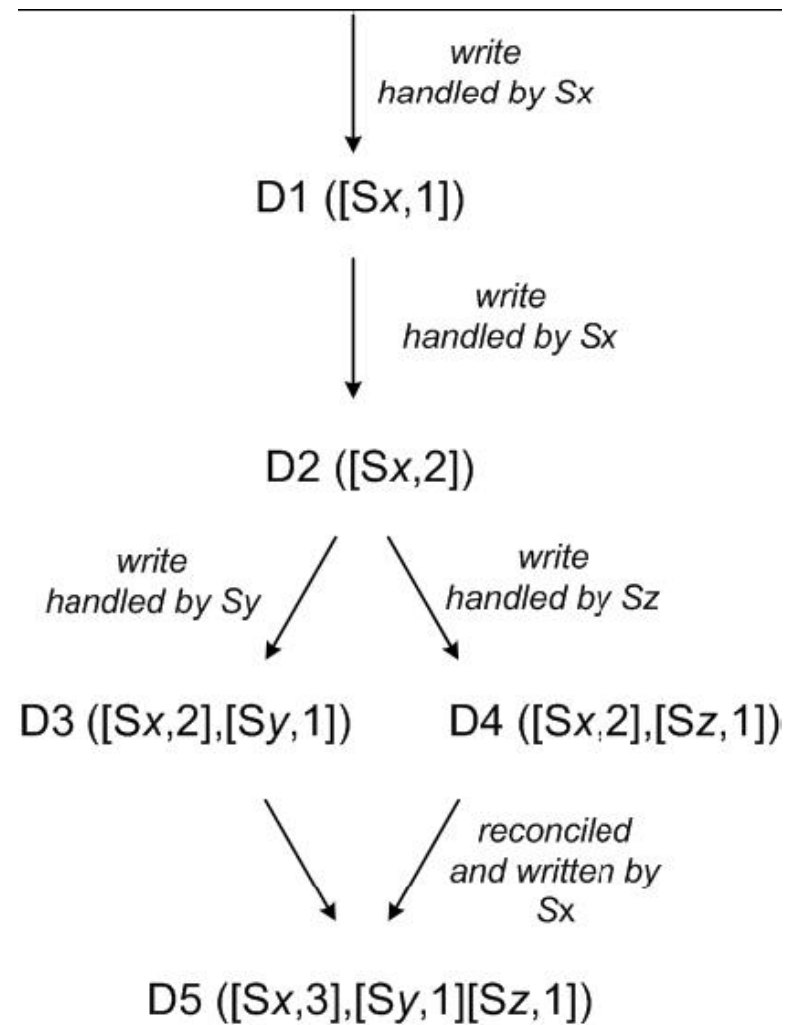
The Vector Clock



Version tracking via Vector Clock

- When a node operates on an object, every version of the object will include a copy of the node's current vector clock values.
- *If the counters on the first object's clock are less-than-or-equal to (and not identical to) all of the nodes in a second object's vector clock counters, then the first object is an ancestor of the second one and can be forgotten.*

An Example of Version tracking using Vector Clock



Vector Clock Example

- A client writes D1 at server SX:
 - D1 ([SX,1])
- Another client reads D1, writes back D2; also handled by SX:
 - D2 ([SX,2]) (D1 garbage collected)
- Another client reads D2, writes back D3; handled by server SY:
 - D3 ([SX,2], [SY,1])
- Another client reads D2, writes back D4; handled by server SZ:
 - D4 ([SX,2], [SZ,1])
- Another client reads D3, D4: **CONFLICT !**

Data Versioning

- Updates generate a new timestamp (Vector Clock)
- Eventual consistency
 - Multiple versions of the same object might co-exist
- Syntactic Reconciliation
 - System might be able to resolve conflicts automatically
e.g. Dynamo enforces last-writer-wins
- Semantic Reconciliation
 - Conflict resolution pushed to application
e.g., merge conflicting shopping carts

Quantifying divergent versions (inconsistency)

- In a 24 hour trace
 - 99.94% of requests saw exactly one version
 - 0.00057% received 2 versions
 - 0.00047% received 3 versions
 - 0.00009% received 4 versions
- Experience showed that diversion came usually from concurrent writers due to automated client programs (robots), not humans

“Quorum-likeness”

- `get()` & `put()` driven by two parameters:
 - R: the minimum number of replicas to read
 - W: the minimum number of replicas to write
 - N: No. of replicas storing each item
- $R + W > N$ yields a “quorum-like” system
- Latency is dictated by the slowest R (or W) replicas
- **Sloppy quorum** to tolerate failures
 - Replicas can be stored on healthy nodes downstream in the ring, with metadata specifying that the replica should be sent to the intended recipient later
 - ⇒ can result in transient inconsistency, aka only supports “eventual” consistency
 - More in the next few slides...

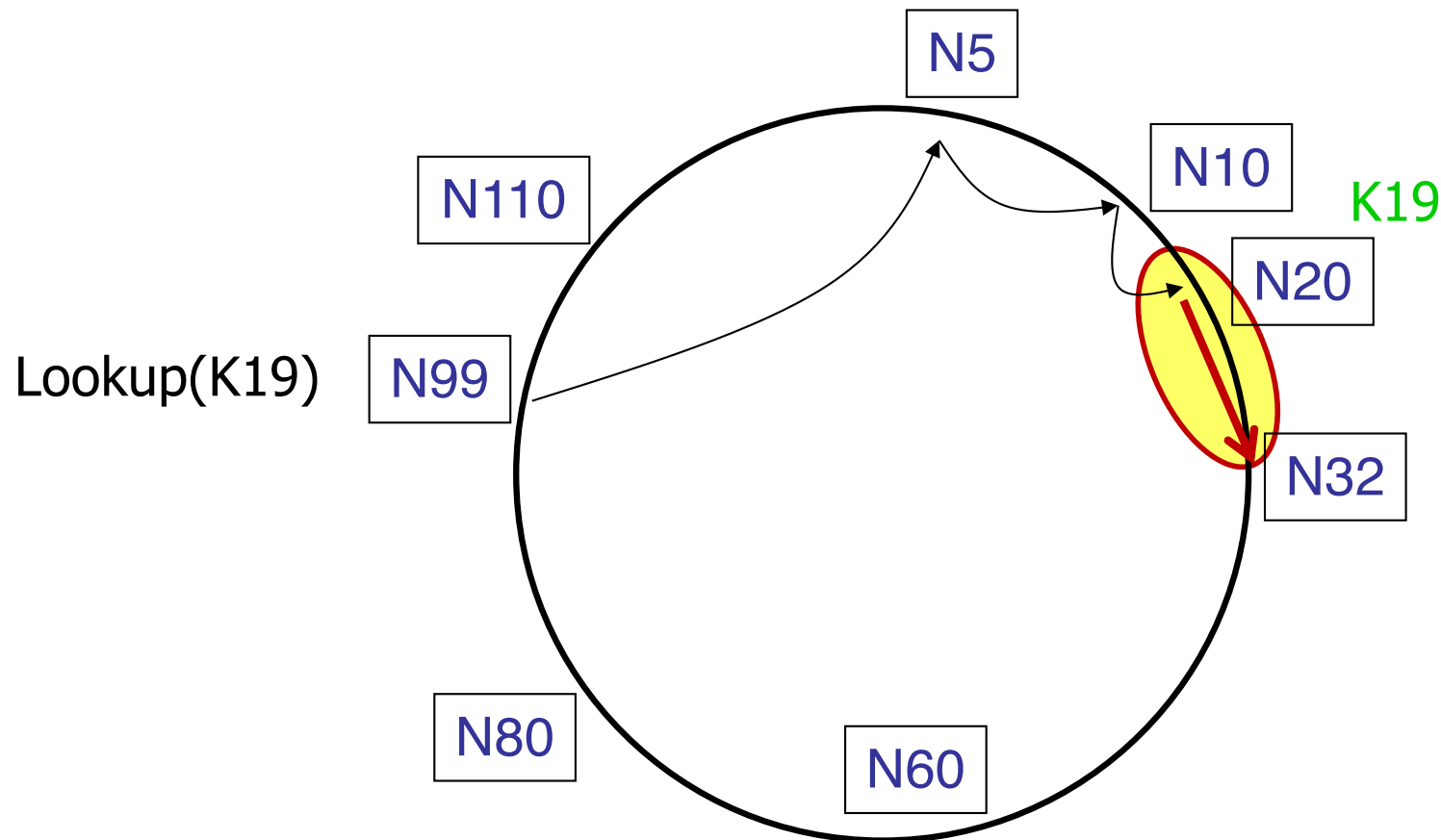
The Challenge in Handling Temp. Failures

- Amazon quickly had their version of Chord up and running, but then encountered a problem
- Chord isn't very "delay tolerant"
 - So if a component gets slow or overloaded, Chord was very impacted
 - Yet delays are common in the cloud (not just due to failures, although failure is one reason for problems)
- Team asked: how can Dynamo tolerate delay?

Idea they had

- Key issue is to find the node on which to store a key-value tuple, or one that has the value
- Routing can tolerate delay fairly easily
 - Suppose node N99 wants to use the finger to node N20 and gets no acknowledgement
 - Then Dynamo just tries again with node N32
 - This works at the “cost” of slight stretch in the routing path in the rare cases when it occurs

Dynamo example: picture



- ❑ When N20 is temporarily down or unreachable during a write, send replica to N32.
- ❑ N32 is hinted that the replica is belong to N20 and it will deliver to N20 when N20 is recovered.

RESULTS: Dynamo is an **“always writeable”** data store ;
Pushes conflict resolution to reads

What if the actual “home” node fails?

- Suppose that we reach the point at which the next hop should take us to the owner for the hashed key
- But the target doesn't respond
 - It may have crashed, or have a scheduling problem (overloaded), or be suffering some kind of burst of network loss
 - All common issues in Amazon's data centers
- Then they do the Get/Put on the *next node that actually responds* even if this is the “wrong” one!

Dynamo example in pictures

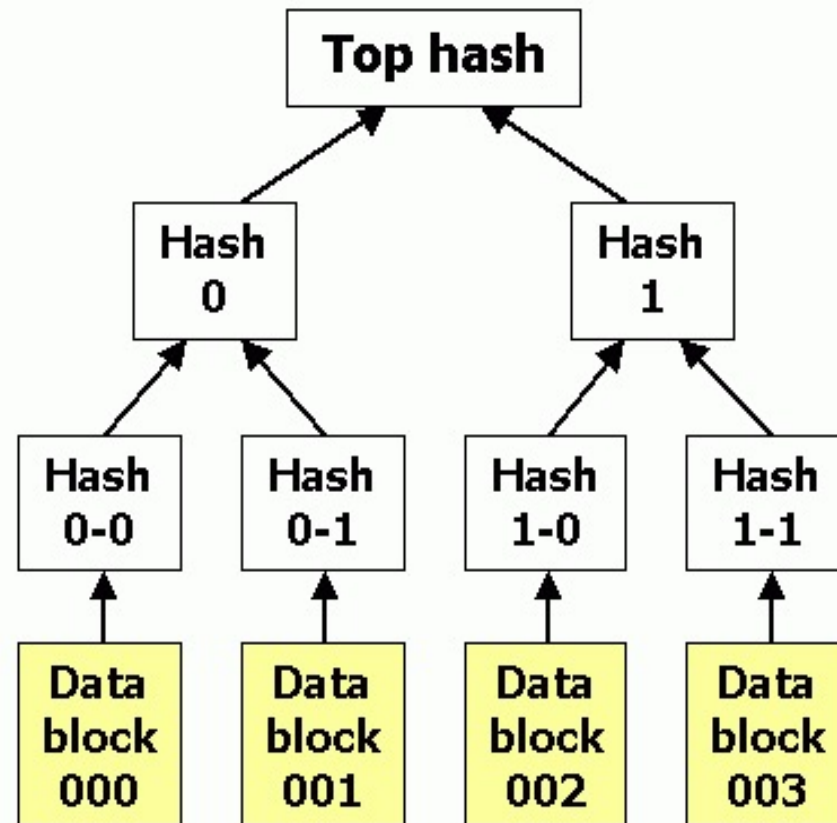
- Notice: Ideally, this strategy works perfectly
 - Recall that Chord normally replicates a key-value pair on a few nodes, so we would expect to see several nodes that “know” the current mapping: a shard
 - After the intended target recovers the repair code will bring it back up to date by copying key-value tuples
- But sometimes Dynamo jumps beyond the target “range” and ends up in the wrong shard

Consequences?

- If this happens, Dynamo will eventually repair itself
 - ... But meanwhile, some slightly confusing things happen
- Put might succeed, yet a Get might fail on the key
- Could cause user to “buy” the same item twice
 - This is a risk they are willing to take because the event is rare and the problem can usually be corrected before products are shipped in duplicate

Handling Non-Transient Failures

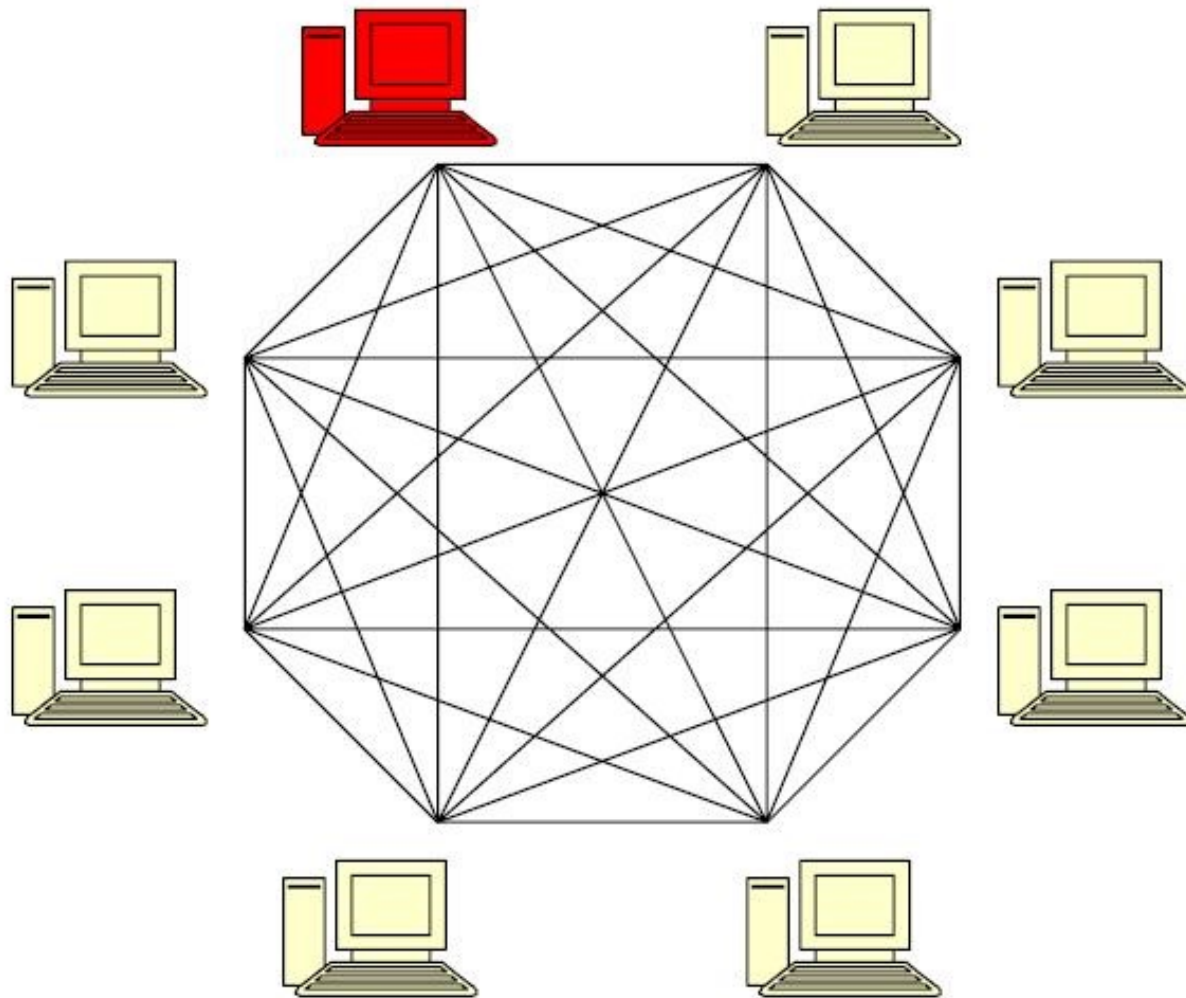
- Permanent failures: Replica Synchronization
 - Synchronize with another node
- Use **Merkle Trees** to speed-up detection of inconsistencies between data stored by replicas
 - Anti-Entropy operations: actively compared the content of different replicas and update all copies to the latest version



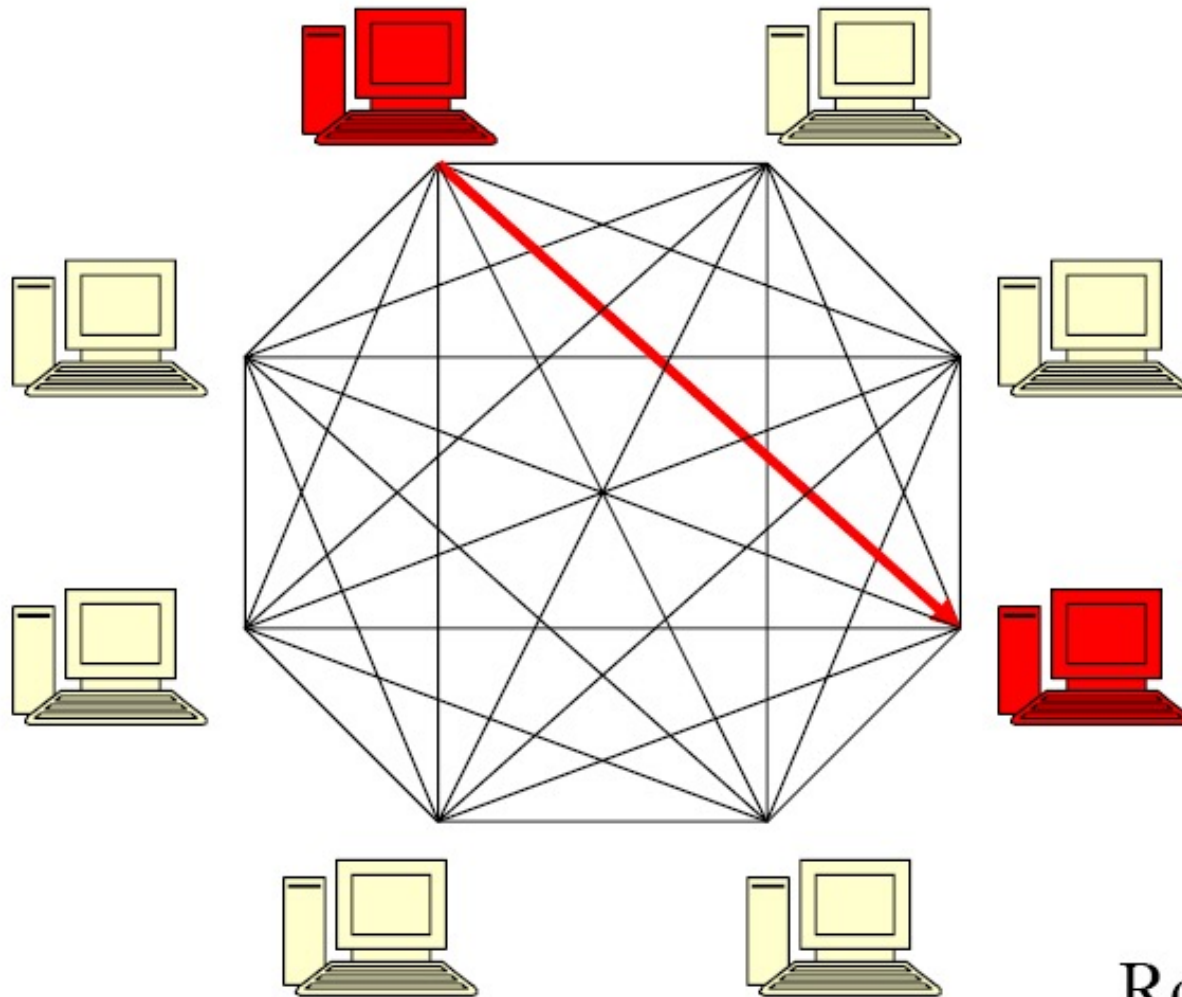
Cluster Membership & Failure Detection

- Ring Membership
 - Use background gossip to build 1-hop DHT
 - Use external entity to bootstrap the system to avoid partitioned rings
- Failure Detection
 - Use standard gossip, heartbeats, and timeouts to implement failure detection
- System state disseminated via Gossiping in $O(\log N)$ rounds where $N = \#$ of nodes in the cluster.
 - Every T seconds each member increments its heartbeat counter and selects one other member to send its list to.
 - A member merges the list with its own list .

Gossip

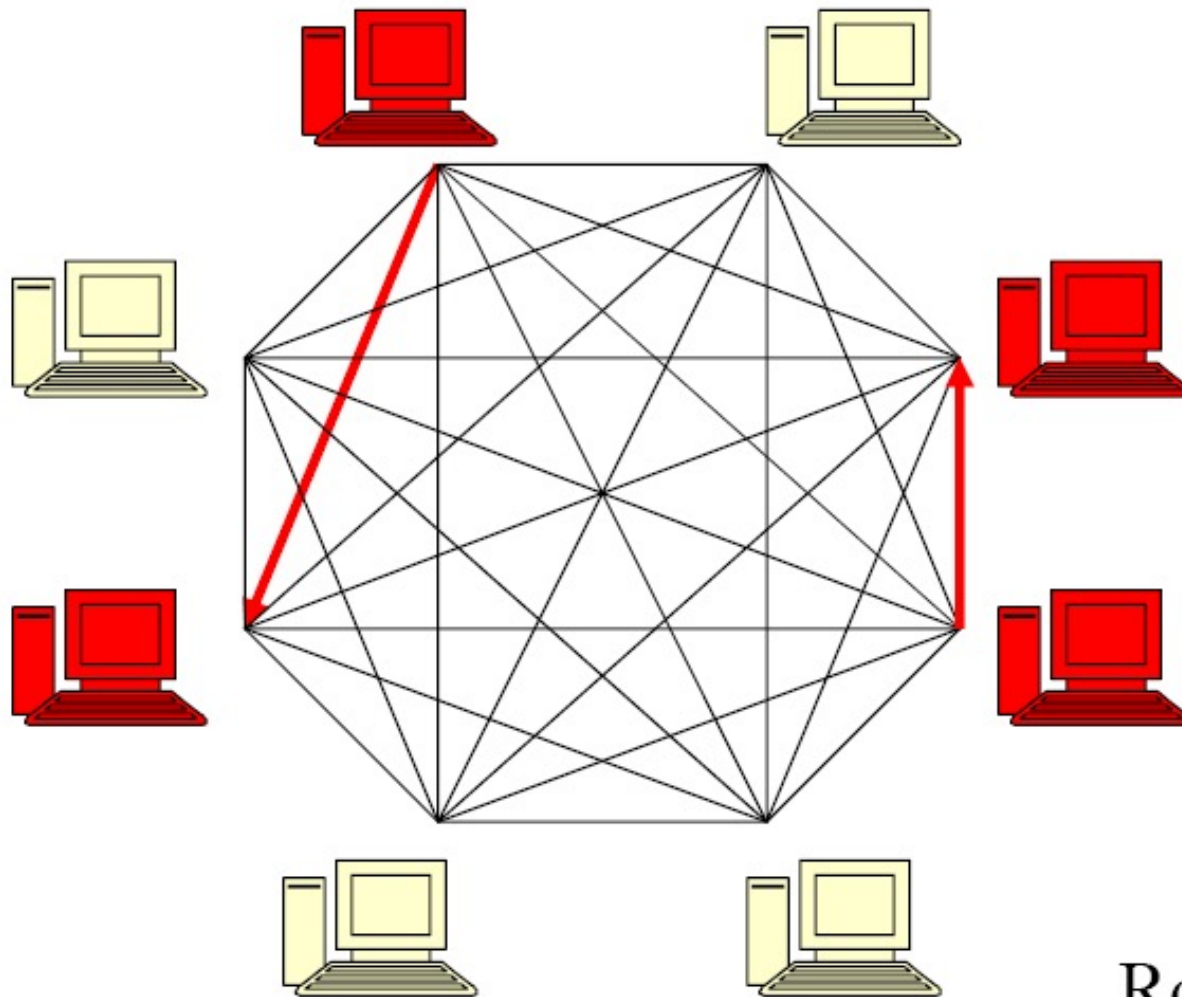


Gossip



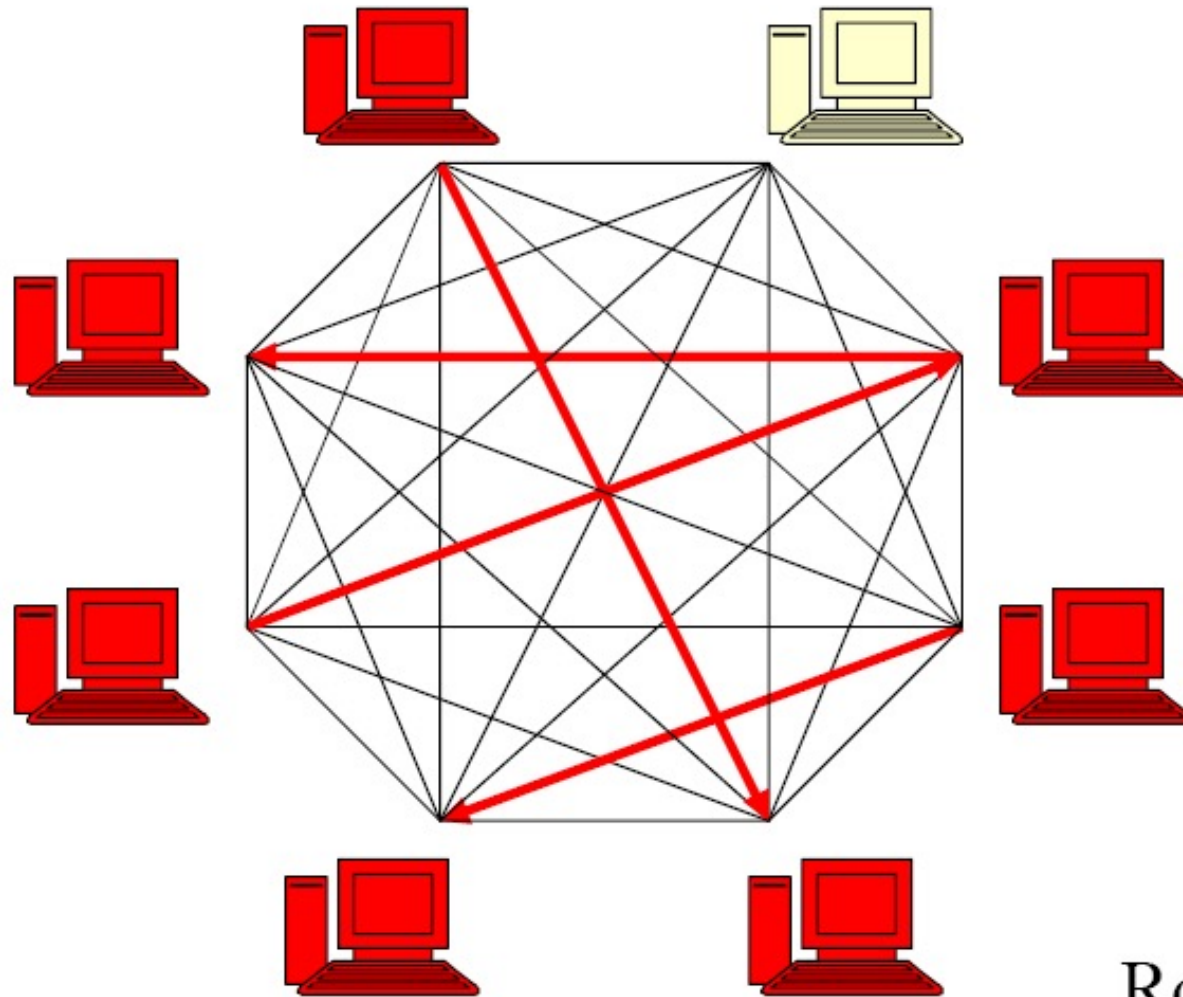
Round 1: 2

Gossip



Round 2: 4

Gossip



Round 3: 7

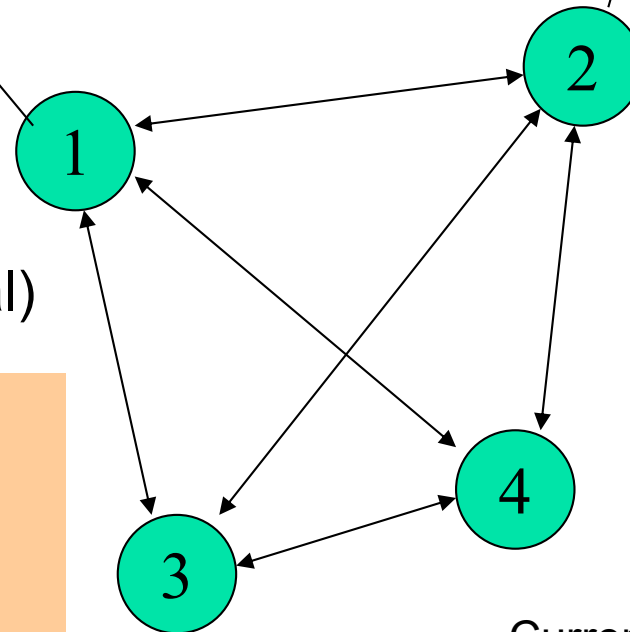
Cluster Membership – Gossip-Style

Dynamo uses gossip-based cluster membership

1	10120	66
2	10103	62
3	10098	63
4	10111	65

Address Time (local)
Heartbeat Counter

1	10118	64
2	10110	64
3	10090	58
4	10111	65



Current time : 70 at node 2
(asynchronous clocks)

Protocol:

- Nodes periodically gossip their membership list
- On receipt, the local membership list is updated, as shown
- If any heartbeat older than T_{fail} , node is marked as failed

Fig and animation by: Dongyun Jin and Thuy Ngyuen

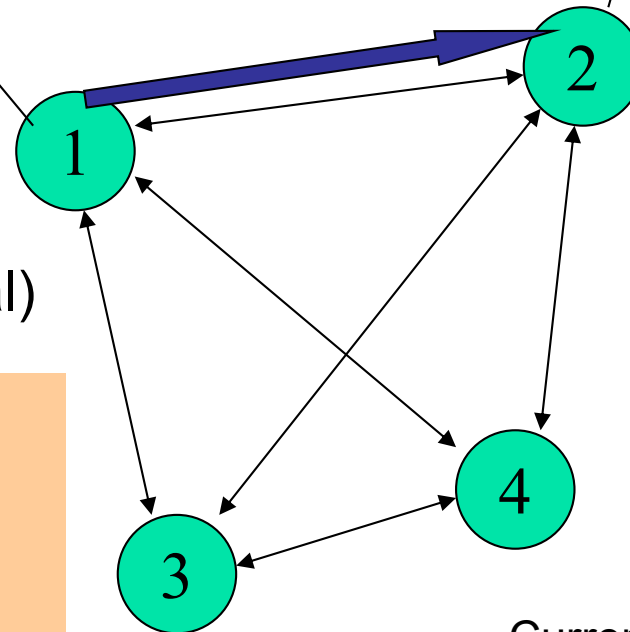
Cluster Membership – Gossip-Style

Dynamo uses gossip-based cluster membership

1	10120	66
2	10103	62
3	10098	63
4	10111	65

Address Time (local)
Heartbeat Counter

1	10118	64
2	10110	64
3	10090	58
4	10111	65



Current time : 70 at node 2
(asynchronous clocks)

Protocol:

- Nodes periodically gossip their membership list
- On receipt, the local membership list is updated, as shown
- If any heartbeat older than T_{fail} , node is marked as failed

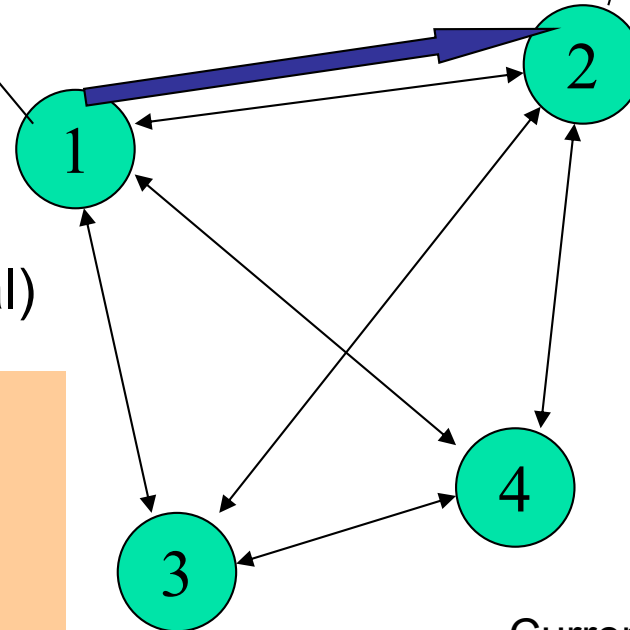
Fig and animation by: Dongyun Jin and Thuy Ngyuen

Cluster Membership – Gossip-Style


Dynamo uses gossip-based cluster membership

1	10120	66
2	10103	62
3	10098	63
4	10111	65

Address Time (local)
Heartbeat Counter



1	10118	64
2	10110	64
3	10090	58
4	10111	65



1	10120	70
2	10110	64
3	10098	70
4	10111	65

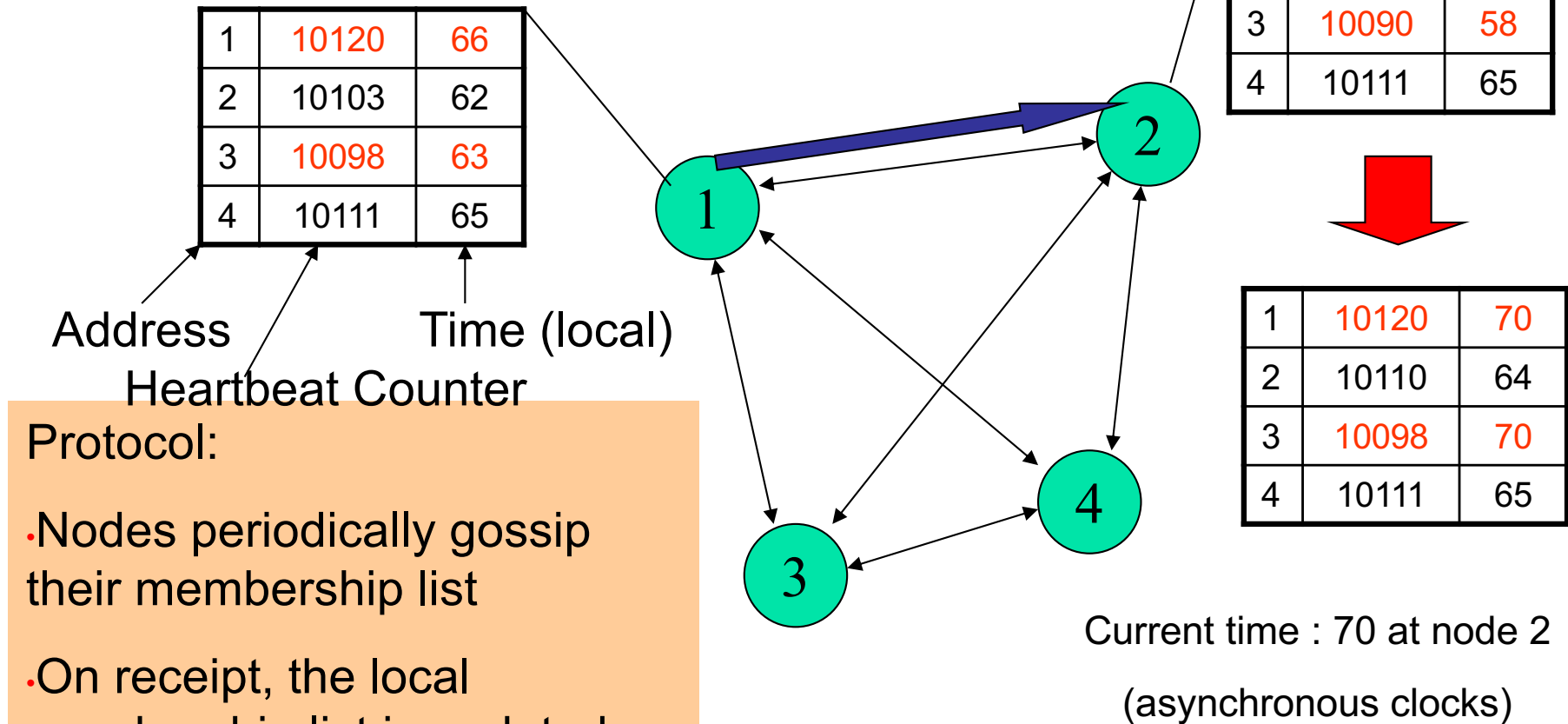
Current time : 70 at node 2
(asynchronous clocks)

Protocol:

- Nodes periodically gossip their membership list
- On receipt, the local membership list is updated, as shown
- If any heartbeat older than Tfail, node is marked as failed

Cluster Membership – Gossip-Style

Dynamo uses gossip-based cluster membership



Protocol:

- Nodes periodically gossip their membership list
- On receipt, the local membership list is updated, as shown
- If any heartbeat older than T_{fail} , node is marked as failed

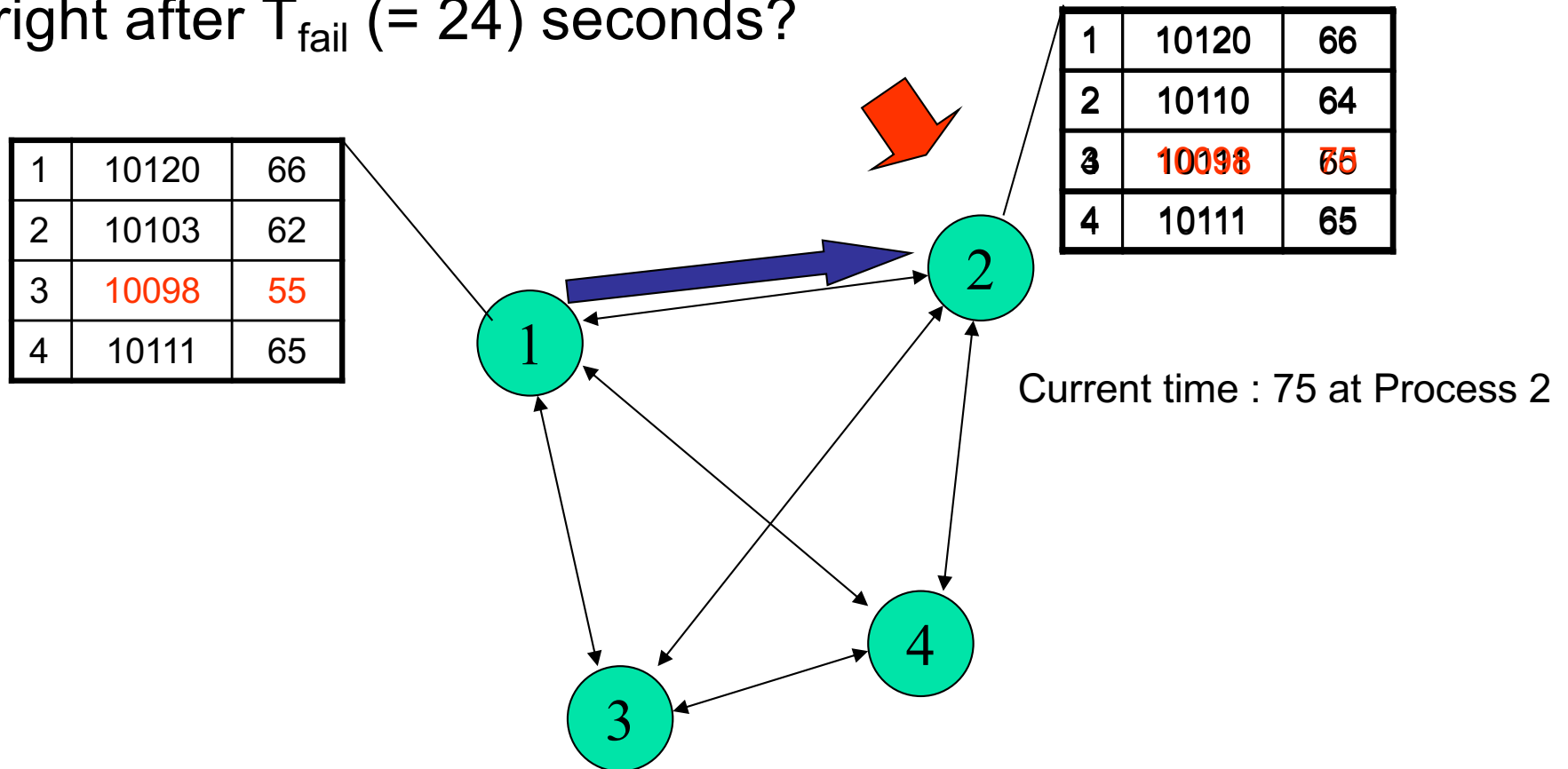
Fig and animation by: Dongyun Jin and Thuy Ngyuen

Gossip-Style Failure Detection

- If the heartbeat has not increased for more than T_{fail} seconds (according to local time), the member is considered failed
- But don't delete it right away
- Wait an additional T_{fail} seconds, then delete the member from the list
 - Why?

Gossip-Style Failure Detection

- What if an entry pointing to a failed process is deleted right after T_{fail} (= 24) seconds?



- Fix: remember for another T_{fail}
- Ignore gossips for failed members
 - Don't include failed members in gossip messages

Summary of techniques used in *Dynamo* and their advantages

Problem	Technique	Advantage
Partitioning	Consistent Hashing	Incremental Scalability
High Availability for writes	Vector clocks with reconciliation during reads	Version size is decoupled from update rates.
Handling temporary failures	Sloppy Quorum and hinted handoff	Provides high availability and durability guarantee when some of the replicas are not available.
Recovering from permanent failures	Anti-entropy using Merkle trees	Synchronizes divergent replicas in the background.
Membership and failure detection	Gossip-based membership protocol and failure detection.	Preserves symmetry and avoids having a centralized registry for storing membership and node liveness information.

Implementation of Dynamo

- Persistent store either Berkeley DB Transactional Data Store, BDB Java Edition, MySQL, or in-memory buffer w/ persistent backend
- All in Java!
- Common N, R, W setting is (3, 2, 2)
- Results are from several hundred nodes configured as (3, 2, 2)
 - Not clear whether they run in a single datacenter...

Werner Vogels on BASE

- He argues that delays as small as 100ms have a measurable impact on Amazon's income!
 - People wander off before making purchases
 - So snappy response is king
- True, Dynamo has weak consistency and may incur some delay to achieve consistency
 - There isn't any real delay "bound"
 - But they can hide most of the resulting errors by making sure that applications which use Dynamo don't make unreasonable assumptions about how Dynamo will behave
 - Has recently "upgraded" to ensure Read-Your-Own-Writes

Cassandra

Structured Storage System over a P2P Network

Lakshman, Avinash, and Prashant Malik. "Cassandra: a decentralized structured storage system." *ACM SIGOPS Operating Systems Review* 44.2 (2010): 35-40.

Why Cassandra?

- Lots of data
 - Copies of messages, reverse indices of messages, per user data.
- Many incoming requests resulting in a lot of random reads and random writes.
- No existing production ready solutions in the market meet these requirements.

Design Goals

- High availability
- Eventual consistency
 - trade-off strong consistency in favor of high availability
- Incremental scalability
- Optimistic Replication
- “Knobs” to tune tradeoffs between consistency, durability and latency
- Low total cost of ownership
- Minimal administration

Innovation at scale

- **Google Bigtable (2006)**
 - Consistency model: strong
 - Data model: sparse map
 - Clones: Hbase, Hypertable
- **Amazon Dynamo (2007)**
 - O(1) Distributed Hash Table (DHT)
 - Consistency model: Client Tune-able
 - Clones: Riak, Voldemort

Cassandra \sim Data-Model of Bigtable/HBase
+

P2P DHT infrastructure of Dynamo

Cassandra: A Proven Technology

- The Facebook stores 150TB of data on 150 nodes

web 2.0

- Used at Twitter, Rackspace, Mahalo, Reddit, Cloudkick, Cisco, Digg, SimpleGeo, Ooyala, OpenX, others

Data Model

KEY

ColumnFamily1 <i>Name : MailList</i> <i>Type : Super</i>			
Name : tid1	Name : tid2	Name : tid3	Name : tid4
Value : <Binary>	Value : <Binary>	Value : <Binary>	Value : <Binary>
TimeStamp : t1	TimeStamp : t2	TimeStamp : t3	TimeStamp : t4

Columns are added and modified dynamically

Column Families are declared

SuperColumns are added and modified dynamically

added and modified dynamically

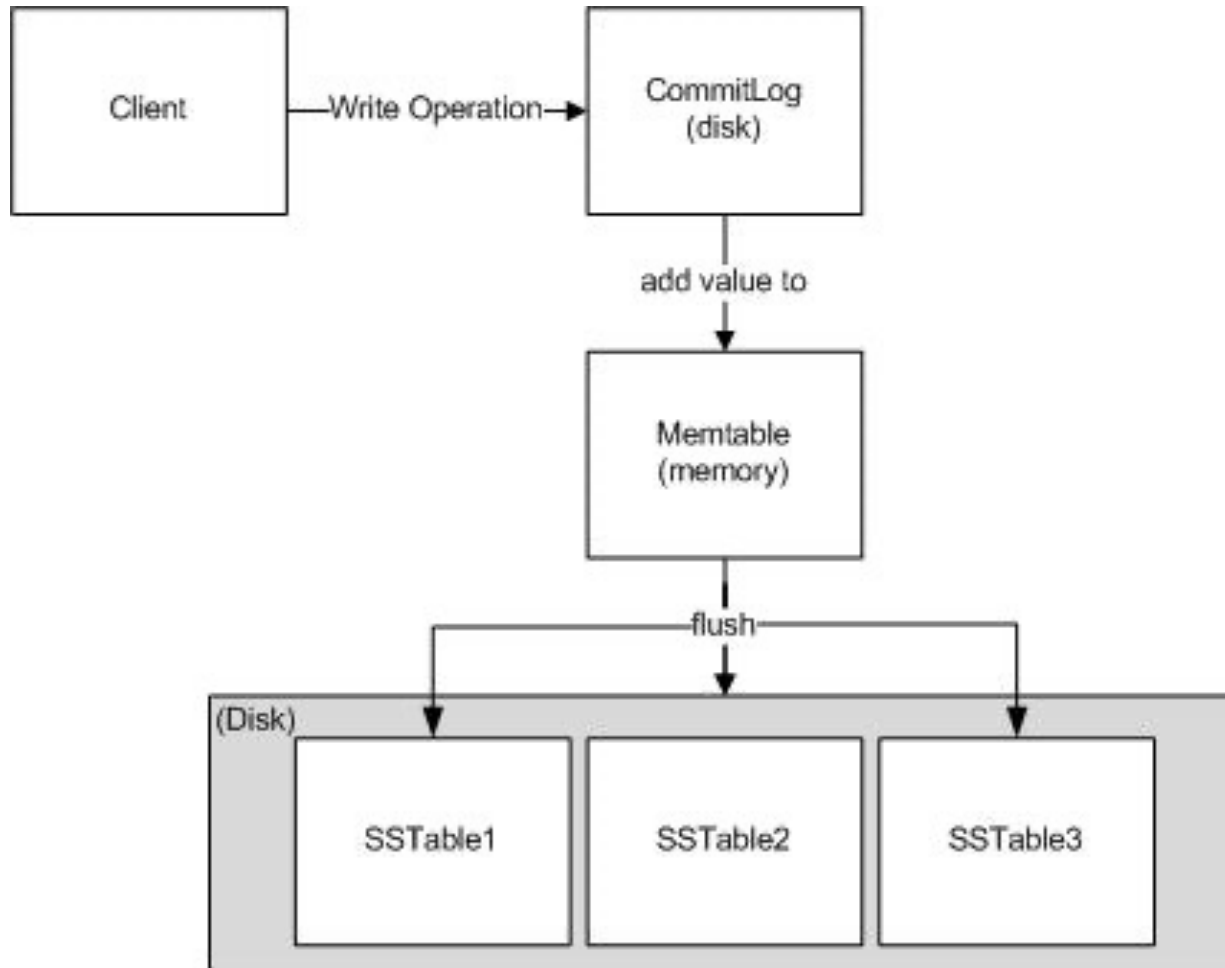
ColumnFamily2 <i>Name : WebList</i> <i>Type : Super</i> <i>Sort : Time</i>					
Name : aloha				Name : dude	
C1	C2	C3	C4	C2	C6
V1	V2	V3	V4	V2	V6
T1	T2	T3	T4	T2	T6

ColumnFamily3 <i>Name : System</i> <i>Type : Super</i> <i>Sort : Name</i>			
Name : hint1	Name : hint2	Name : hint3	Name : hint4
<Column List>	<Column List>	<Column List>	<Column List>

Write Operations

- A client issues a write request to a random node in the Cassandra cluster.
- The “Partitioner” determines the nodes responsible for the data.
- Locally, write operations are logged and then applied to an in-memory version.
- Commit log is stored on a dedicated disk local to the machine.

write op



Write Properties

- No locks in the critical path
- Sequential disk access
- Behaves like a write back Cache
- Append support without read ahead
- Atomicity guarantee for a key
- “Always Writable”
 - accept writes during failure scenarios

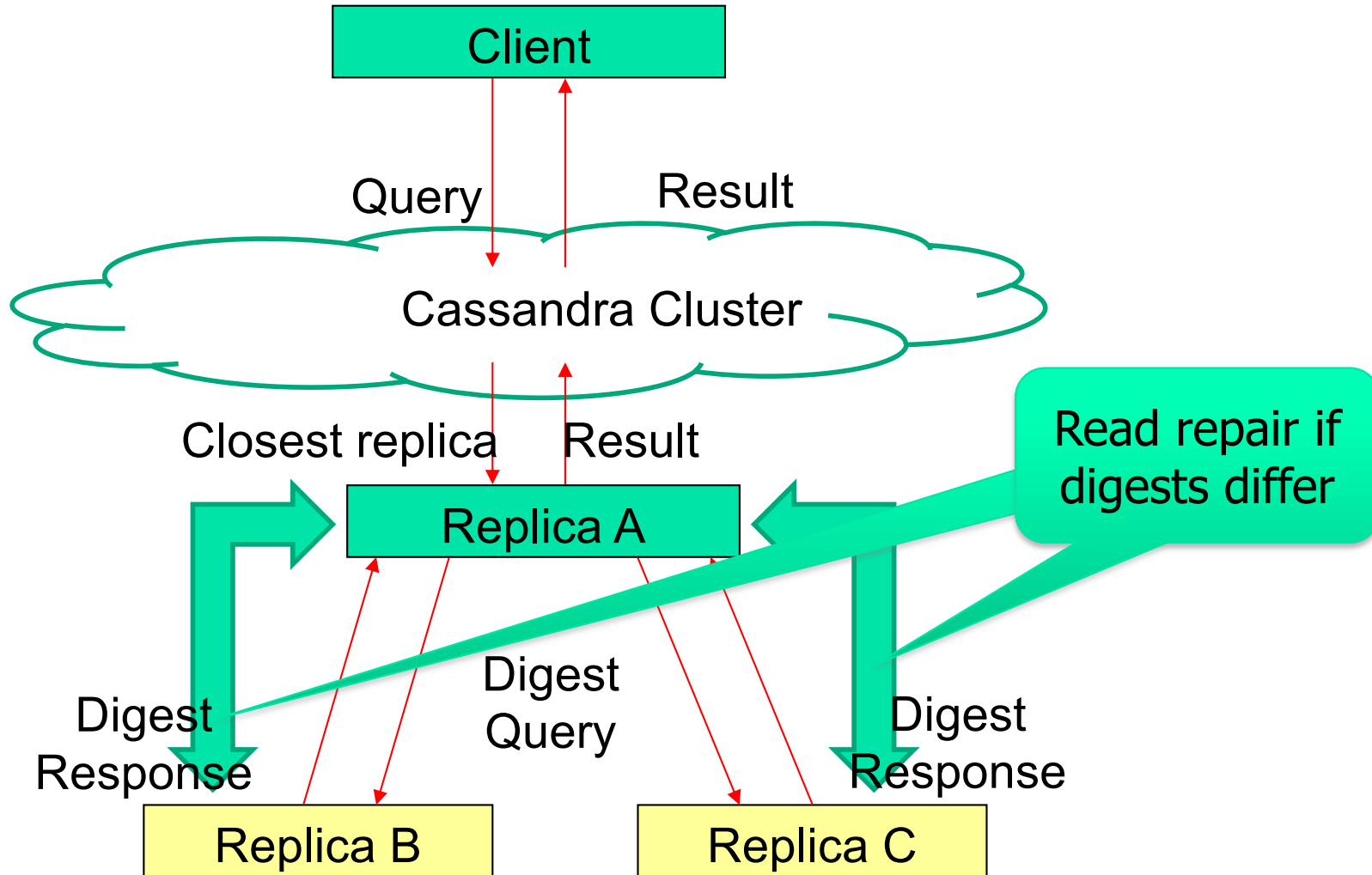
Deletes and Reads

- Delete: don't delete item right away
 - Add a tombstone to the log
 - Compaction will eventually remove tombstone and delete item
- Read: Similar to writes, except
 - Coordinator can contact a number of replicas (e.g., in same rack) specified by consistency level
 - Forwards read to replicas that have responded quickest in past
 - Returns latest timestamp value
 - Coordinator also fetches value from multiple replicas
 - check consistency in the background, initiating a read-repair if any two values are different
 - Brings all replicas up to date
 - A row may be split across multiple SSTables => reads need to touch multiple SSTables => reads slower than writes (but still fast)

Cassandra uses Quorums

- **Quorum** = way of selecting sets so that any pair of sets intersect
 - E.g., any arbitrary set with at least $Q = N/2 + 1$ nodes
 - Where N = total number of replicas for this key
- **Reads**
 - Wait for R replicas (R specified by clients)
 - In the background, check for consistency of remaining $N-R$ replicas, and initiate read repair if needed
- **Writes come in two default flavors**
 - Block until quorum is reached
 - Async: Write to any node
- R = read replica count, W = write replica count
- If $W+R > N$, you have consistency, i.e., each read returns the latest written value
- Reasonable: $(W=1, R=N)$ or $(W=N, R=1)$ or $(W=Q, R=Q)$

Read



Tunable Read Consistency Levels

Consistency level	Implication
ZERO	Unsupported. You cannot specify <code>CL . ZERO</code> for read operations because it doesn't make sense. This would amount to saying "give me the data from no nodes."
ANY	Unsupported. Use <code>CL . ONE</code> instead.
ONE	Immediately return the record held by the first node that responds to the query. A background thread is created to check that record against the same record on other replicas. If any are out of date, a <i>read repair</i> is then performed to sync them all to the most recent value.
QUORUM	Query all nodes. Once a majority of replicas ($(\text{replication factor} / 2) + 1$) respond, return to the client the value with the most recent timestamp. Then, if necessary, perform a read repair in the background on all remaining replicas.
ALL	Query all nodes. Wait for all nodes to respond, and return to the client the record with the most recent timestamp. Then, if necessary, perform a read repair in the background. If any nodes fail to respond, fail the read operation.

Tunable Write Consistency Levels

Consistency level	Implication
ZERO	The write operation will return immediately to the client before the write is recorded; the write will happen asynchronously in a background thread, and there are no guarantees of success.
ANY	Ensure that the value is written to a minimum of one node, allowing hints to count as a write.
ONE	Ensure that the value is written to the commit log and memtable of at least one node before returning to the client.
QUORUM	Ensure that the write was received by at least a majority of replicas ($(\text{replication_factor} / 2) + 1$).
ALL	Ensure that the number of nodes specified by <code>replication_factor</code> received the write before returning to the client. If even one replica is unresponsive to the write operation, fail the operation.

Eventual Consistency (User Tunable)

BASE: If all writers stop (to a key), then all its values (replicas) will converge eventually.

- If writes continue, then system always tries to keep converging.
 - Moving “wave” of updated values lagging behind the latest values sent by clients, but always trying to catch up
- Converges when $R + W > N$
 - $R = \#$ records to read, $W = \#$ records to write, $N =$ replication factor
- Consistency Levels: (refer the tables in the previous pages)
 - ONE \rightarrow R or W is 1
 - QUORUM \rightarrow R or W is ceiling $(N + 1) / 2$
 - ALL \rightarrow R or W is N
- If you want to write with Consistency Level of ONE and get the same data when you read, you need to read with Consistency Level of ALL

Cluster Membership and Failure Detection

- Like Dynamo, Gossip protocol is used by Cassandra for cluster membership and failure detection.

Cassandra's Accrual Failure Detector

- Suspicion mechanisms to adaptively set the timeout
- Valuable for system management, replication, load balancing etc.
- Defined as a failure detector that outputs a value, PHI, associated with each process.
- Also known as Adaptive Failure detectors - designed to adapt to changing network conditions.
- The value output, PHI, represents a suspicion level.
- Applications set an appropriate threshold, trigger suspicions and perform appropriate actions.
- In Cassandra the average time taken to detect a failure is 10-15 seconds with the PHI threshold set at 5.

Information Flow in the Implementation

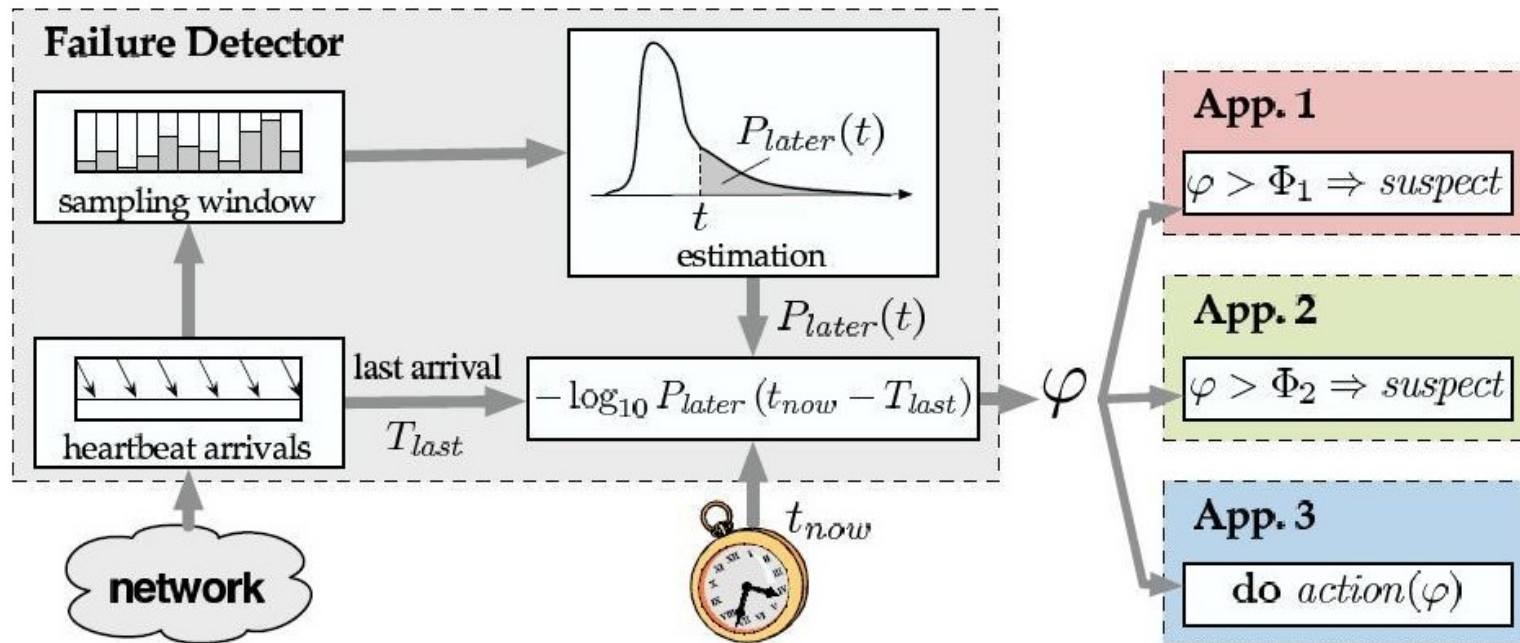


Fig. 4. Information flow in the proposed implementation of the φ failure detector, as seen at process q . Heartbeat arrivals arrive from the network and their arrival time are stored in the sampling window. Past samples are used to estimate some arrival distribution. The time of last arrival T_{last} , the current time t_{now} and the estimated distribution are used to compute the current value of φ . Applications trigger suspicions based on some threshold (Φ_1 for App. 1 and Φ_2 for App. 2), or execute some actions as a function of φ (App. 3).

Data Placement Strategies

- Replication Strategy: two options:
 1. *SimpleStrategy*
 2. *NetworkTopologyStrategy*
- 1. SimpleStrategy: uses the Partitioner
 1. *RandomPartitioner*: Chord-like hash partitioning
 2. *ByteOrderedPartitioner*: Assigns ranges of keys to servers.
 - Easier for range queries (e.g., Get me all twitter users starting with [a-b])
- 2. NetworkTopologyStrategy: for multi-DC deployments
 - Two replicas per DC: allows a consistency level of ONE
 - Three replicas per DC: allows a consistency level of LOCAL_QUORUM
 - Per DC
 - First replica placed according to Partitioner
 - Then go clockwise around ring until you hit different rack

Snitches

- Maps: IPs to racks and DCs. Configured in `cassandra.yaml` config file
- Some options:
 - SimpleSnitch: Unaware of Topology (Rack-unaware)
 - RackInferring: Assumes topology of network by octet of server's IP address
 - `101.201.301.401 = x.<DC octet>.<rack octet>.<node octet>`
 - PropertyFileSnitch: uses a config file
 - EC2Snitch: uses EC2.
 - EC2 Region = DC
 - Availability zone = rack
- Other snitch options available

Performance Benchmark

- Loading of data - limited by network bandwidth.
- Read performance for Facebook Inbox Search in production:

	Search Interactions	Term Search
Min	7.69 ms	7.78 ms
Median	15.69 ms	18.27 ms
Average	26.13 ms	44.41 ms

MySQL Comparison

- MySQL > 50 GB Data
 - Writes Average : ~300 ms
 - Reads Average : ~350 ms
- Cassandra > 50 GB Data
 - Writes Average : 0.12 ms
 - Reads Average : 15 ms

Lessons Learnt

- Add fancy features only when absolutely required.
- Many types of failures are possible.
- Big systems need proper systems-level monitoring.
- Value simple designs